

# **EANCOM<sup>®</sup> 2002 S3**

## **IFTSTA**

### **International multimodal status report message**

#### **Edition 2016 Upd. 2021**

1. Introduction.....	2
2. Message Structure Chart .....	4
3. Branching Diagram.....	5
4. Segments Description .....	9
5. Segments Layout.....	12
6. Example(s) .....	44

## 1. Introduction

---

### Status

MESSAGE TYPE : IFTSTA  
REFERENCE DIRECTORY : D.01B  
EANCOM® SUBSET VERSION : 004

### Definition

A message to report the transport status and/or a change in the transport status (i.e. event) between agreed parties.

### Principles

This message allows for the exchange of information regarding the status of the physical movement of consignments or goods at any point (in time or place) within the full transport chain.

A status message may be sent:

- as the result of a request or requests for information regarding a consignment or consignments;
- on a scheduled basis at predetermined times;
- on the occurrence of a selected event or events;
- on the occurrence of an exceptional event as agreed by the partners involved.

This message can relate to a status (or status's) that has (or have) been reached in a transport chain. Additionally, the message may report an exceptional status and the reason for that exceptional status.

In addition to the main principles detailed above, a number of general principles also apply;

- A consignment may contain several goods items.
- A consignment is identified by a consignor's reference number (code CU) in the CNI segment.
- Goods items may or may not be containerised.
- Goods items may be transported in one or more containers, and a single container may contain one or more goods items.
- One goods item may be related to one or more customs tariff codes.
- Goods items related to one customs tariff code may be carried in one or more containers.
- Pre-carriage (advanced haulage) and/or on-carriage (destination haulage) of goods items or equipment within one booking or instruction may take place in different steps, each step specified with its own transport details group.
- Transport devices, which have the ability of powered movement on their own, are specified in the transport details group. Other load or transport devices are specified as equipment.
- Packaging for goods items can be expressed at up to three levels.
- A goods item consists of one or more despatch units that adhere to the same package type and goods description.
- A despatch unit is the unit of cargo that will be handled and to which an SSCC can be affixed.

A number of generic transport terms are used in this specification, to be described as:

### CONSIGNEE

the organisation (party) which has the intention to receive the goods.

## **1. Introduction**

---

### **CONSIGNOR**

the party ordering transport, orders a carrier to collect goods for transportation.

### **CONSIGNMENT**

is a shipment from one or many despatch locations to one or many delivery locations for one consignor and one consignee.

### **CARRIER**

the party contracted by the consignor or forwarder to transport goods.

### **DESPATCH LOCATION**

the physical location from which goods for transport are shipped.

### **DELIVERY LOCATION**

the physical location to which goods for transport are finally delivered.

### **EQUIPMENT**

material resources necessary to facilitate the transport and handling of cargo. Transport equipment does under the given circumstances not have the ability to move by its own propulsion (e.g. sea container, trailer, unit load device, pallet).

### **FORWARDER**

the party contracted by the consignor to arrange to have the goods transported.

### **GOODS ITEM**

a collection of products normally grouped together for transport purposes, e.g. 12 pallets of foodstuffs.

### **LINE ITEM**

a specific product identified and defined for trade purposes, e.g. a case of flour containing 24 packets of 250 grams.

### **MODE OF TRANSPORT**

the method of transport used for the conveyance of goods or persons, e.g. by rail, by road, by sea.

### **MEANS OF TRANSPORT**

the vehicle used for the transport of goods or persons, e.g. aircraft, truck, vessel.

### **PLACE OF ACCEPTANCE**

the place at which the responsibility of the carrier starts.

### **PLACE OF DELIVERY**

the place at which the responsibility of the carrier ends.

### **TYPE OF MEANS OF TRANSPORT**

the type of vehicle used in the transport process, e.g. wide body, tank truck, passenger vessel.

### **TYPE OF EQUIPMENT**

the type of material used, e.g. 40 feet container, four way pallet, mafi trailer.

## 2. Message Structure Chart



UNA	1	C	1	- Service string advice
UNB	2	M	1	- Interchange header

### Transport Status Heading Section

UNH	3	M	1	- Message header
BGM	4	M	1	- Beginning of message
DTM	5	C	9	- Date/time/period
SG1		C	9	- NAD
NAD	6	M	1	- Name and address
SG3		C	9	- RFF
RFF	7	M	1	- Reference
FTX	8	C	9	- Free text

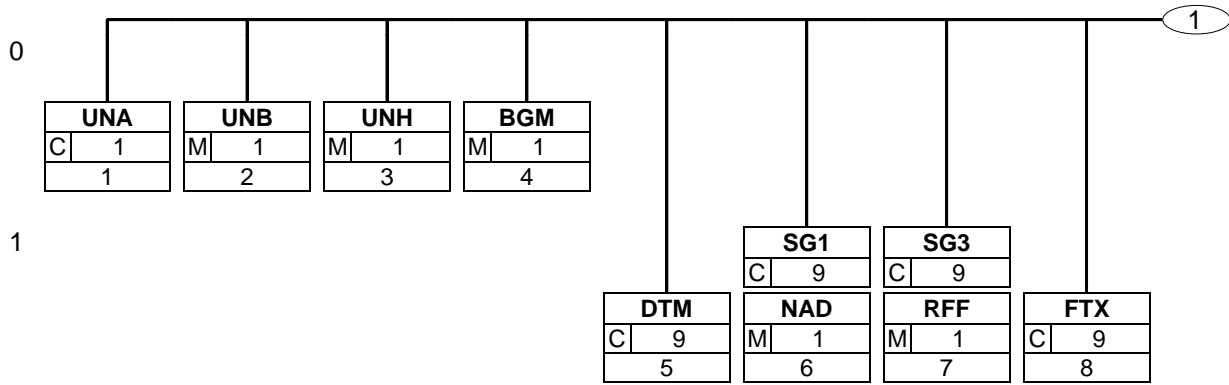
### Transport Status Detail Section

SG4		C	99999	- CNI-SG5
CNI	9	M	1	- Consignment information
SG5	*	M	99	- STS-RFF-DTM-FTX-SG6-LOC-SG8-SG12
STS	10	M	1	- Status
RFF	11	C	999	- Reference
DTM	12	C	9	- Date/time/period
FTX	13	C	9	- Free text
SG6	+	C	9	- NAD
NAD	14	M	1	- Name and address
LOC	15	C	1	- Place/location identification
SG8	+	C	99	- TDT-SG9
TDT	+	M	1	- Details of transport
SG9	+	C	9	- LOC-DTM
LOC	+	M	1	- Place/location identification
DTM	+	C	9	- Date/time/period
SG12	*	C	99	- GID-SG13-SG14-SG15
GID	19	M	1	- Goods item details
SG13	+	C	99	- MEA
MEA	+	M	1	- Measurements
SG14	+	C	99	- DIM
DIM	+	M	1	- Dimensions
SG15		C	99	- PCI-GIN
PCI	22	M	1	- Package identification
GIN	23	C	9	- Goods identity number

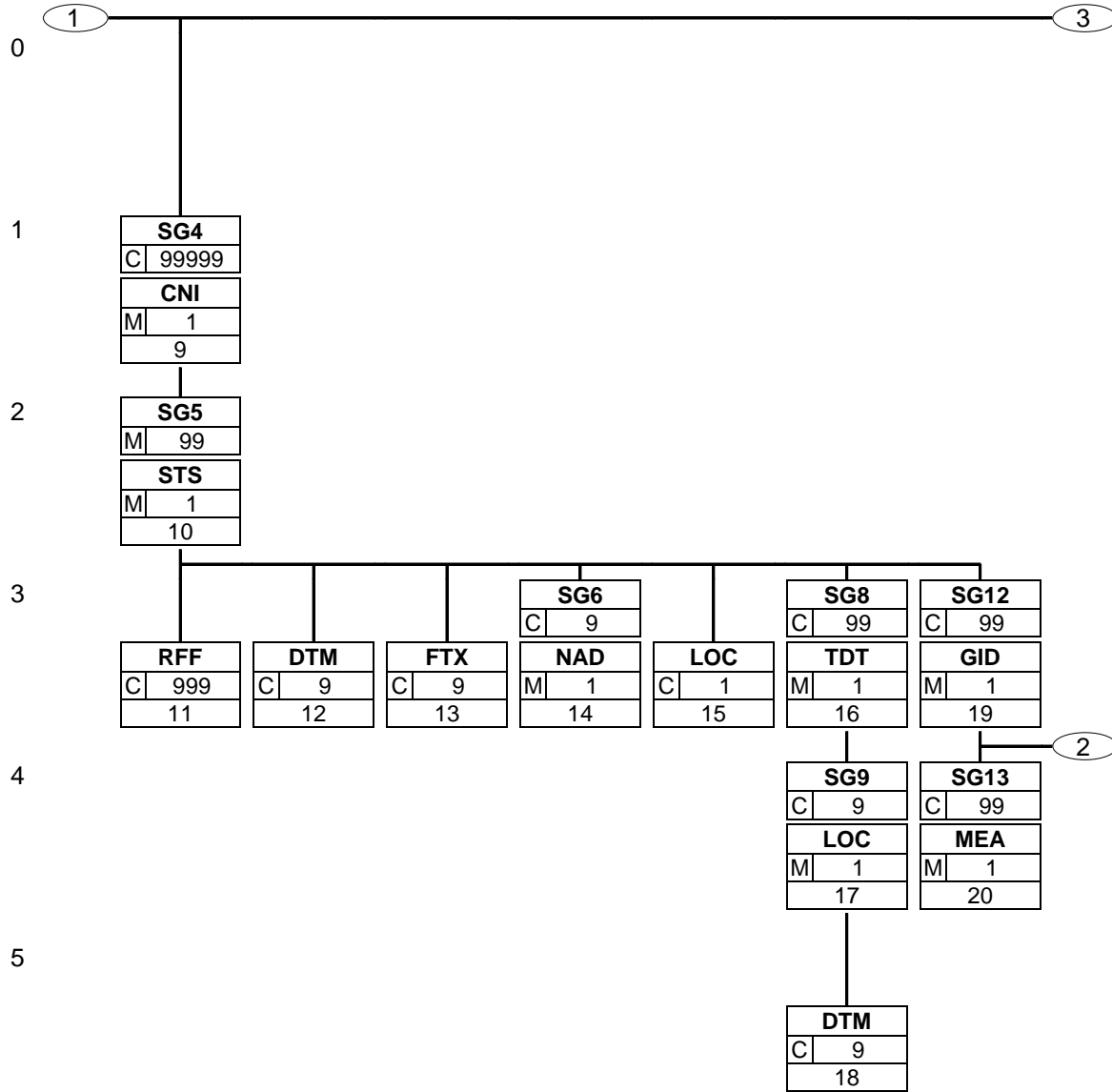
### Transport Status Summary Section

UNT	24	M	1	- Message trailer
UNZ	25	M	1	- Interchange trailer

### 3. Branching Diagram

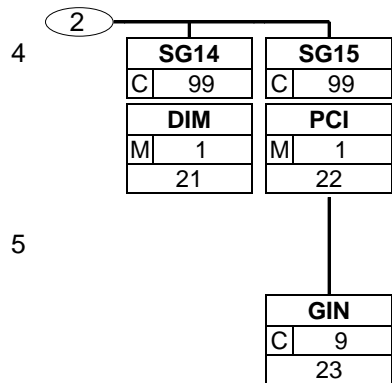


### 3. Branching Diagram



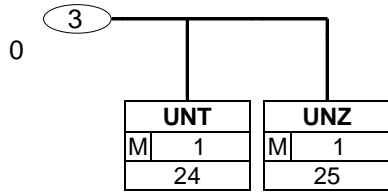
### 3. Branching Diagram

---



### 3. Branching Diagram

---





## 4. Segments Description

---

- UNA - C 1 - Service string advice  
The service string advice shall begin with the upper case characters UNA immediately followed by six characters in the order shown below. The same character shall not be used in more than one position of the UNA.
- UNB - M 1 - Interchange header  
This segment is used to envelope the interchange, as well as to identify both, the party to whom the interchange is sent and the party who has sent the interchange. The principle of the UNB segment is the same as a physical envelope which covers one or more letters or documents, and which details, both the address where delivery is to take place and the address from where the envelope has come.

### Transport Status Heading Section

- UNH - M 1 - Message header  
This segment is used to head, identify and specify a message.
- BGM - M 1 - Beginning of message  
This segment is used to indicate the type and function of a message and to transmit the identifying number.
- DTM - C 9 - Date/time/period  
This segment is used to specify the date of the transport status message.
- SG1** - C 9 - **NAD**  
A group of segments to identify the trading partners involved in the transport status message.
- NAD - M 1 - Name and address  
This segment is used to identify the trading partners involved in the Transport Status message. Identification of the Carrier (CA) and Consignor (CZ) is mandatory in the transport status message, either in this segment or in the NAD segment of group 6. If required, a consignee or freight forwarder may also be identified using NAD at this level in the message.
- SG3** - C 9 - **RFF**  
To specify references such as shipment reference number.
- RFF - M 1 - Reference  
This segment is used to specify references relating to a previously sent transport instruction for which a status is being requested or provided.
- FTX - C 9 - Free text  
This segment is used to provide any free text information related to the entire message.

### Transport Status Detail Section

- SG4** - C 99999 - **CNI-SG5**  
A group of segments to identify a consignment and status details relating to it.
- CNI - M 1 - Consignment information  
This segment is used to identify a consignment for which status information is being provided. In the IFTMnn messages the consignor's shipment reference number is provided in data element 1153 of the RFF segment at the message level using the code value 'CU'.
- SG5** - M 99 - **STS-RFF-DTM-FTX-SG6-LOC-SG8-SG12**  
A group of segments indicating the status and/or identifying an event and specifying relevant details.

#### 4. Segments Description

---

STS - M 1	- Status	This segment is used to request or provide status information regarding the currently referenced consignment.
RFF - C 999	- Reference	This segment is used to identify any reference associated with the status information in the STS segment.
DTM - C 9	- Date/time/period	This segment is used to specify any dates associated with the consignment for which status information is being requested or provided.
FTX - C 9	- Free text	This segment is used to provide any free text information related to the status detailed in the STS segment.
<b>SG6</b> - C 9	- <b>NAD</b>	A group of segments to identify a party associated with the event.
NAD - M 1	- Name and address	This segment is used to specify parties related to the status provided in the STS segment.
LOC - C 1	- Place/location identification	This segment is used to indicate a location relevant to the status provided in the STS segment.
<b>SG8</b> - C 99	- <b>TDT-SG9</b>	A group of segments indicating conveyance details related to the status or event.
TDT - M 1	- Details of transport	This segment is used to specify transport details for the current consignment.
<b>SG9</b> - C 9	- <b>LOC-DTM</b>	A group of segments indicating locations and dates related to the means of transport.
LOC - M 1	- Place/location identification	This segment is used to identify any locations related to the transport details specified in the previous TDT segment.
DTM - C 9	- Date/time/period	This segment is used to specify any dates relating to the transport specified in the previous TDT segment.
<b>SG12</b> - C 99	- <b>GID-SG13-SG14-SG15</b>	A group of segments describing the goods item related to the status or event.
GID - M 1	- Goods item details	This segment is used to identify goods items for which status information is being provided in the STS segment.
<b>SG13</b> - C 99	- <b>MEA</b>	A group of segments specifying measurements.
MEA - M 1	- Measurements	This segment is used to specify the total net and gross weight of the goods item identified in GID.
<b>SG14</b> - C 99	- <b>DIM</b>	A group of segments specifying dimensions of a goods item.
DIM - M 1	- Dimensions	This segment is used to indicate the dimensions of the goods item identified in the GID segment.

#### 4. Segments Description

---

- SG15 - C 99** - **PCI-GIN**  
A group of segments specifying marks and numbers related to the transport line items.
- PCI - M 1 - Package identification  
This segment is used to specify markings and labels for the line item identified in the GID segment.
- GIN - C 9 - Goods identity number  
This segment is used to provide the Serial Shipping Container Code marked on the packaging of the current goods item.

#### Transport Status Summary Section

- UNT - M 1 - Message trailer  
This UNT segment is a mandatory UN/EDIFACT segment. It must always be the last segment in the message.
- UNZ - M 1 - Interchange trailer  
This segment is used to provide the trailer of an interchange.

## 5. Segments Layout

---

This section describes each segment used in the EANCOM® Transport status message. The original EDIFACT segment layout is listed. The appropriate comments relevant to the EANCOM® subset are indicated.

### Notes:

1. The segments are presented in the sequence in which they appear in the message. The segment or segment group tag is followed by the (M)andatory / (C)onditional indicator, the maximum number of occurrences and the segment description.
2. Reading from left to right, in column one, the data element tags and descriptions are shown, followed by in the second column the EDIFACT status (M or C), the field format, and the picture of the data elements. These first pieces of information constitute the original EDIFACT segment layout.

Following the EDIFACT information, EANCOM® specific information is provided in the third, fourth, and fifth columns. In the third column a status indicator for the use of (C)onditional EDIFACT data elements (see 2.1 through 2.3 below), in the fourth column the restricted indicator (see point 3 on the following page), and in the fifth column notes and code values used for specific data elements in the message.

- 2.1 (M)andatory data elements in EDIFACT segments retain their status in EANCOM®.
- 2.2 Additionally, there are five types of status for data elements with a (C)onditional EDIFACT status, whether for simple, component or composite data elements. These are listed below and can be identified when relevant by the following abbreviations:

- REQUIRED	<b>R</b>	Indicates that the entity is required and must be sent.
- ADVISED	<b>A</b>	Indicates that the entity is advised or recommended.
- DEPENDENT	<b>D</b>	Indicates that the entity must be sent in certain conditions, as defined by the relevant explanatory note.
- OPTIONAL	<b>O</b>	Indicates that the entity is optional and may be sent at the discretion of the user.
- NOT USED	<b>N</b>	Indicates that the entity is not used and should be omitted.

- 2.3 If a composite is flagged as **N, NOT USED**, all data elements within that composite will have blank status indicators assigned to them.
3. Status indicators detailed in the fourth column which directly relate to the code values detailed in the fifth **column** may have two values:

- RESTRICTED	*	A data element marked with an asterisk (*) in the fourth column indicates that the listed codes in column five are the only codes available for use with this data element, in this segment, in this message.
- OPEN		All data elements where coded representation of data is possible and a restricted set of code values is not indicated are open (no asterisk in fourth column). The available codes are listed in the EANCOM® Data Elements and Code Sets Directory. Code values may be given as examples or there may be a note on the format or type of code to be used.

4. Different colours are used for the code values in the segment details: restricted codes are in red and open codes in blue.

## 5. Segments Layout

Segment number: 1

UNA - C 1 - Service string advice					
Function: To define the characters selected for use as delimiters and indicators in the rest of the interchange that follows.					
		EDIFACT	GS1	*	Description
UNA1	Component data element separator	M an1	<b>M</b>	*	Used as a separator between component data elements contained within a composite data element (default value: ".")
UNA2	Data element separator	M an1	<b>M</b>	*	Used to separate two simple or composite data elements (default value: "+" )
UNA3	Decimal notation	M an1	<b>M</b>	*	Used to indicate the character used for decimal notation (default value: ".")
UNA4	Release indicator	M an1	<b>M</b>	*	Used to restore any service character to its original specification (value: "?").
UNA5	Reserved for future use	M an1	<b>M</b>	*	(default value: space )
UNA6	Segment terminator	M an1	<b>M</b>	*	Used to indicate the end of segment data (default value: "' '")

Segment Notes:

The service string advice shall begin with the upper case characters UNA immediately followed by six characters in the order shown below. The same character shall not be used in more than one position of the UNA.

This segment is used to inform the receiver of the interchange that a set of service string characters which are different to the default characters are being used.

When using the default set of service characters, the UNA segment need not be sent. If it is sent, it must immediately precede the UNB segment and contain the four service string characters (positions UNA1, UNA2, UNA4 and UNA6) selected by the interchange sender.

Regardless of whether or not all of the service string characters are being changed every data element within this segment must be filled, (i.e., if some default values are being used with user defined ones, both the default and user defined values must be specified).

When expressing the service string characters in the UNA segment, it is not necessary to include any element separators.

The use of the UNA segment is required when using a character set other than level A.

UNA:+.? '

## 5. Segments Layout

Segment number: 2

UNB - M 1 - Interchange header					
Function: To start, identify and specify an interchange.					
		EDIFACT	GS1	*	Description
S001	SYNTAX IDENTIFIER	M	M		See Part I chapter 5.2.7 and segment notes.
0001	Syntax identifier	M a4	M	*	UNOA = UN/ECE level A UNOB = UN/ECE level B UNOC = UN/ECE level C UNOD = UN/ECE level D UNOE = UN/ECE level E UNOF = UN/ECE level F
0002	Syntax version number	M n1	M	*	3 = Version 3
S002	INTERCHANGE SENDER	M	M		
0004	Sender identification	M an..35	M		GLN (n13)
0007	Partner identification code qualifier	C an..4	R	*	14 = GS1
0008	Address for reverse routing	C an..14	O		
S003	INTERCHANGE RECIPIENT	M	M		
0010	Recipient identification	M an..35	M		GLN (n13)
0007	Partner identification code qualifier	C an..4	R	*	14 = GS1
0014	Routing address	C an..14	O		
S004	DATE/TIME OF PREPARATION	M	M		
0017	Date of preparation	M n6	M		YYMMDD
0019	Time of preparation	M n4	M		HHMM
0020	Interchange control reference	M an..14	M		Unique reference identifying the interchange. Created by the interchange sender.
S005	RECIPIENT'S REFERENCE, PASSWORD	C	O		
0022	Recipient's reference/ password	M an..14	M		
0025	Recipient's reference/ password qualifier	C an2	O		
0026	Application reference	C an..14	O		Message identification if the interchange contains only one type of message.
0029	Processing priority code	C a1	O		A = Highest priority
0031	Acknowledgement request	C n1	O		1 = Requested
0032	Communications agreement ID	C an..35	O	*	EANCOM.....
0035	Test indicator	C n1	O		1 = Interchange is a test
Segment Notes:					
This segment is used to envelope the interchange, as well as to identify both, the party to whom the interchange is sent and the party who has sent the interchange. The principle of the UNB segment is the same as a physical envelope which covers one or more letters or documents, and which details, both the address where delivery is to take place and the address from where the envelope has come.					

## 5. Segments Layout

---

Segment number: 2

S001: The character encoding specified in basic code table of ISO/IEC 646 (7-bit coded character set for information interchange) shall be used for the interchange service string advice (if used) and up to and including the composite data element S001 'Syntax identifier' in the interchange header. The character repertoire used for the characters in an interchange shall be identified from the code value of data element 0001 in S001 'Syntax identifier' in the interchange header. The character repertoire identified does not apply to objects and/or encrypted data.

The default encoding technique for a particular repertoire shall be the encoding technique defined by its associated character set specification.

DE 0001: The recommended (default) character set for use in EANCOM® for international exchanges is character set A (UNOA). Should users wish to use character sets other than A, an agreement on which set to use should be reached on a bilateral basis before communications begin.

DE 0004, 0008, 0010, 0014, 0042 and 0046: Within EANCOM® the use of the Global Location Number (GLN) is recommended for the identification of the interchange sender and recipient.

DE 0008: Identification (e.g. a division) specified by the sender of the interchange, to be included if agreed, by the recipient in response interchanges, to facilitate internal routing.

DE 0042: Sub-level of sender internal identification, when further sub-level identification is required.

DE 0014: The address for routing, provided beforehand by the interchange recipient, is used by the interchange sender to inform the recipient of the internal address, within the latter's systems, to which the interchange should be routed. It is recommended that the GLN be used for this purpose.

DE 0007: Identification (e.g. a division) specified by the recipient of the interchange, to be included if agreed, by the sender in response interchanges, to facilitate internal routing.

DE 0046: Sub-level of recipient internal identification, when further sub-level identification is required.

DE S004: The date and time specified in this composite should be the date and time at which the interchange sender prepared the interchange. This date and time may not necessarily be the same as the date and time of contained messages.

DE 0020: The interchange control reference number is generated by the interchange sender and is used to identify uniquely each interchange. Should the interchange sender wish to re-use interchange control reference numbers, it is recommended that each number be preserved for at least a period of three months before being re-used. In order to guarantee uniqueness, the interchange control reference number should always be linked to the interchange sender's identification (DE 0004).

DE S005: The use of passwords must first be agreed bilaterally by the parties exchanging the interchange.

DE 0026: This data element is used to identify the application, on the interchange recipient's system, to which the interchange is directed. This data element may only be used if the interchange contains only one type of message, (e.g. only invoices). The reference used in this data element is assigned by the interchange sender.

DE 0031: This data element is used to indicate whether an acknowledgement to the interchange is required. The EANCOM® APERAK or CONTRL message should be used to provide acknowledgement of interchange receipt. In addition, the EANCOM® CONTRL message may be used to indicate when an interchange has been rejected due to syntax errors.

DE 0032: This data element is used to identify any underlying agreements which control the exchange of data. Within EANCOM®, the identity of such agreements must start with the letters 'EANCOM', the remaining characters within the data element being filled according to bilateral agreements.

UNB+UNOA:3+5412345678908:14+8798765432106:14+020102:1000+12345555++++EANCOMREF 52'

## 5. Segments Layout

Segment number: 3

UNH - M 1 - Message header					
Function: To head, identify and specify a message.					
		EDIFACT	GS1	*	Description
0062	Message reference number	M an..14	M		Senders unique message reference. Sequence number of the messages in the interchange. DE 0062 in the UNT will be identical. Sender generated.
S009	MESSAGE IDENTIFIER	M	M		
0065	Message type	M an..6	M	*	IFTSTA = International multimodal status report message
0052	Message version number	M an..3	M	*	D = Draft version/UN/EDIFACT Directory
0054	Message release number	M an..3	M	*	01B = Release 2001 - B
0051	Controlling agency	M an..2	M	*	UN = UN/CEFACT
0057	Association assigned code	C an..6	R	*	EAN004 = GS1 version control number (GS1 Permanent Code) Indicates that the message is the EANCOM version 004 of the UNSM Transport Status.
0068	Common access reference	C an..35	N		
S010	STATUS OF THE TRANSFER	C	N		
0070	Sequence of transfers	M n..2			
0073	First and last transfer	C a1			
<p>Segment Notes:</p> <p>This segment is used to head, identify and specify a message.          DE's 0065, 0052, 0054, and 0051: Indicate that the message is a UNSM Transport Status message based on the D.01B directory under the control of the United Nations.</p> <p>Example:          UNH+ME000001+IFTSTA:D:01B:UN:EAN004'</p>					



## 5. Segments Layout

Segment number: 4

BGM - M 1 - Beginning of message					
Function: To indicate the type and function of a message and to transmit the identifying number.					
		EDIFACT	GS1	*	Description
C002	DOCUMENT/MESSAGE NAME	C	R		
1001	Document name code	C an..3	R	*	44 = <b>Transport status report</b> 77 = <b>Consignment status report</b>
1131	Code list identification code	C an..17	N		
3055	Code list responsible agency code	C an..3	N		
1000	Document name	C an..35	O		
C106	DOCUMENT/MESSAGE IDENTIFICATION	C	R		
1004	Document identifier	C an..35	R		Transport status number assigned by the document sender. For global unique identification of documents Global Document Type Identifier (GDTI) is available.
1056	Version identifier	C an..9	N		
1060	Revision identifier	C an..6	N		
1225	Message function code	C an..3	R	*	9 = <b>Original</b> 9 = Original - An original transmission of a transport status message.
4343	Response type code	C an..3	N		
Segment Notes: This segment is used to indicate the type and function of a message and to transmit the identifying number. All references other than the document number DE 1004 are to be put in the RFF segment.  Example: BGM+44+569952+9'					

## 5. Segments Layout

Segment number: 5

DTM - C 9 - Date/time/period		EDIFACT	GS1	*	Description
Function: To specify date, and/or time, or period.					
C507	DATE/TIME/PERIOD	M	M		
2005	Date or time or period function code qualifier	M an..3	M	*	137 = Document/message date/time
2380	Date or time or period value	C an..35	R		
2379	Date or time or period format code	C an..3	R		102 = CCYYMMDD 203 = CCYYMMDDHHMM
Segment Notes: This segment is used to specify the date of the transport status message. DE 2005: Identification of the 'Document/message date/time' (code value 137) is mandatory in an EANCOM message.  Example: DTM+137:20020801:102'					

## 5. Segments Layout

Segment number: 6

<b>SG1</b>	- C	9 - NAD			
<b>NAD</b>	- M	1 - Name and address			
Function:					
To specify the name/address and their related function, either by C082 only and/or unstructured by C058 or structured by C080 thru 3207.					
		EDIFACT	GS1	*	Description
3035	Party function code qualifier	M an..3	<b>M</b>		CA = <b>Carrier</b> CN = <b>Consignee</b> CZ = <b>Consignor</b> FW = <b>Freight forwarder</b>
C082	PARTY IDENTIFICATION DETAILS	C	<b>A</b>		
3039	Party identifier	M an..35	<b>M</b>		GLN - Format n13 For the identification of parties it is recommended to use GLN - Format n13.
1131	Code list identification code	C an..17	<b>N</b>		
3055	Code list responsible agency code	C an..3	<b>R</b>	*	9 = <b>GS1</b>
C058	NAME AND ADDRESS	C	<b>O</b>		This composite may only be used to fulfill the requirements of directive 2003/58/EC, article 4.
3124	Name and address description	M an..35	<b>M</b>		
3124	Name and address description	C an..35	<b>O</b>		
3124	Name and address description	C an..35	<b>O</b>		
3124	Name and address description	C an..35	<b>O</b>		
3124	Name and address description	C an..35	<b>O</b>		
C080	PARTY NAME	C	<b>D</b>		
3036	Party name	M an..35	<b>M</b>		Party Name, clear text
3036	Party name	C an..35	<b>O</b>		
3036	Party name	C an..35	<b>O</b>		
3036	Party name	C an..35	<b>O</b>		
3036	Party name	C an..35	<b>O</b>		
3045	Party name format code	C an..3	<b>O</b>		
C059	STREET	C	<b>D</b>		
3042	Street and number or post office box identifier	M an..35	<b>M</b>		Building Name/Number and Street
3042	Street and number or post office box identifier	C an..35	<b>O</b>		Name and/or P.O. Box
3042	Street and number or post office box identifier	C an..35	<b>O</b>		
3042	Street and number or post office box identifier	C an..35	<b>O</b>		
3164	City name	C an..35	<b>D</b>		City/Town, clear text
C819	COUNTRY SUB-ENTITY DETAILS	C	<b>D</b>		
3229	Country sub-entity name code	C an..9	<b>O</b>		

## 5. Segments Layout

Segment number: 6

	EDIFACT	GS1	*	Description
1131 Code list identification code	C an..17	O		
3055 Code list responsible agency code	C an..3	O		
3228 Country sub-entity name	C an..70	O		County/State, clear text.
3251 Postal identification code	C an..17	D		Postal Code
3207 Country name code	C an..3	D		ISO 3166 two alpha code

### Segment Notes:

This segment is used to identify the trading partners involved in the Transport Status message. Identification of the Carrier (CA) and Consignor (CZ) is mandatory in the transport status message, either in this segment or in the NAD segment of group 6. If required, a consignee or freight forwarder may also be identified using NAD at this level in the message.

### Example:

NAD+CN+5411234512309::9'  
 NAD+CZ+5412345123453::9'

### Dependency Notes:

The following composites and data elements are only used when a coded name and address can not be used.

The affected composites and data elements are as follows:

C080 - C059 - 3164 - C819 - 3251 - 3207

## 5. Segments Layout

Segment number: 7

<b>SG3</b>	- C	9 - RFF			
<b>RFF</b>	- M	1 - Reference			
Function: To specify a reference.					
		EDIFACT	GS1	*	Description
C506	REFERENCE	M	M		
1153	Reference code qualifier	M an..3	M		AAS = <a href="#">Transport document number</a> TIN = <a href="#">Transport instruction number</a>
1154	Reference identifier	C an..70	R		
1156	Document line identifier	C an..6	N		
4000	Reference version identifier	C an..35	N		
1060	Revision identifier	C an..6	N		
Segment Notes: This segment is used to specify references relating to a previously sent transport instruction for which a status is being requested or provided.  Example: RFF+TRI:76214'					

## 5. Segments Layout

Segment number: 8

FTX - C 9 - Free text				
Function: To provide free form or coded text information.				
		EDIFACT	GS1 *	Description
4451	Text subject code qualifier	M an..3	<b>M</b>	AAI = <a href="#">General information</a> BAP = <a href="#">External link</a>
4453	Free text function code	C an..3	<b>O</b>	1 = <a href="#">Text for subsequent use</a>
C107	TEXT REFERENCE	C	<b>D</b>	This composite is only used when trading partners have agreed to use mutually defined code values.
4441	Free text value code	M an..17	<b>M</b>	78E = <a href="#">Proof Of Delivery (GS1 Permanent Code)</a>
1131	Code list identification code	C an..17	<b>O</b>	
3055	Code list responsible agency code	C an..3	<b>D</b>	9 = <a href="#">GS1</a> 91 = <a href="#">Assigned by supplier or supplier's agent</a> 92 = <a href="#">Assigned by buyer or buyer's agent</a>
C108	TEXT LITERAL	C	<b>D</b>	This composite is only used if coded text can not be used.
4440	Free text value	M an..512	<b>M</b>	
4440	Free text value	C an..512	<b>O</b>	
4440	Free text value	C an..512	<b>O</b>	
4440	Free text value	C an..512	<b>O</b>	
4440	Free text value	C an..512	<b>O</b>	
3453	Language name code	C an..3	<b>D</b>	ISO 639 two alpha code This data element is only used when non coded free text has been provided in data element C108.
4447	Free text format code	C an..3	<b>N</b>	
<p>Segment Notes:</p> <p>This segment is used to provide any free text information related to the entire message. Use of this segment in free form is not recommended since it may inhibit automatic processing of the Transport Status. Coded references to standard texts is an available functionality which enables automatic processing and reduces transmission overheads. Standard texts should be mutually defined between trading partners and can be used to cover legal or other requirements.</p> <p>Example:                      FTX+AAI+1+483::91'                      (Supplier assigned Code value 483 = Please confirm status of all outstanding deliveries.)</p>				

## 5. Segments Layout

Segment number: 9

<b>SG4</b>	- C	99999 - CNI-SG5			
<b>CNI</b>	- M	1 - Consignment information			
Function: To identify one consignment.					
		EDIFACT	GS1	*	Description
1490	Consolidation item number	C n..4	R		Serial number differentiating each separate consignment included in the status report.
C503	DOCUMENT/MESSAGE DETAILS	C	R		
1004	Document identifier	C an..35	R		Consignor's shipment reference number
1373	Document status code	C an..3	N		
1366	Document source description	C an..70	N		
3453	Language name code	C an..3	N		
1056	Version identifier	C an..9	N		
1060	Revision identifier	C an..6	N		
1312	Consignment load sequence identifier	C n..4	O		This data element is used to indicate the sequence in which a consignment is to be, or has been, loaded.
<p>Segment Notes:</p> <p>This segment is used to identify a consignment for which status information is being provided. In the IFTMnn messages the consignor's shipment reference number is provided in data element 1153 of the RFF segment at the message level using the code value 'CU'.</p> <p>Example: CNI+12+AVV23441'</p>					

## 5. Segments Layout

Segment number: 10

<b>SG4</b>	- C	99999 - CNI-SG5			
<b>SG5</b>	- M	99 - STS-RFF-DTM-FTX-SG6-LOC-SG8-SG12			
<b>STS</b>	- M	1 - Status			
Function:					
To specify the status of an object or service, including its category and the reason(s) for the status.					
		EDIFACT	GS1	*	Description
C601	STATUS CATEGORY	C	O		
9015	Status category code	M an..3	M		1 = <a href="#">Transport</a>
1131	Code list identification code	C an..17	O		
3055	Code list responsible agency code	C an..3	D		
C555	STATUS	C	O		
4405	Status description code	M an..3	M		13 = <a href="#">Collection/pick-up, completed</a> 21 = <a href="#">Delivery, completed</a> 31 = <a href="#">En route</a> 49 = <a href="#">Lost</a> 1E = <a href="#">Arrived (GS1 Temporary Code)</a> 6E = <a href="#">Booked (GS1 Temporary Code)</a> 72B = <a href="#">Receipt of goods fully acknowledged (GS1 Temporary Code)</a> 76E = <a href="#">Not collected (GS1 Temporary Code)</a>
1131	Code list identification code	C an..17	O		
3055	Code list responsible agency code	C an..3	D		9 = <a href="#">GS1</a>
4404	Status description	C an..35	N		
C556	STATUS REASON	C	O		
9013	Status reason description code	M an..3	M		13 = <a href="#">Customs refusal</a> 16 = <a href="#">Destination incorrect</a> 38 = <a href="#">New delivery arrangements</a> 46 = <a href="#">Payment not received</a> 54 = <a href="#">Special service required</a>
1131	Code list identification code	C an..17	O		
3055	Code list responsible agency code	C an..3	D		9 = <a href="#">GS1</a>
9012	Status reason description	C an..256	N		
C556	STATUS REASON	C	N		
9013	Status reason description code	M an..3			
1131	Code list identification code	C an..17			
3055	Code list responsible agency code	C an..3			
9012	Status reason description	C an..256			
C556	STATUS REASON	C	N		
9013	Status reason description code	M an..3			
1131	Code list identification code	C an..17			
3055	Code list responsible agency code	C an..3			



## 5. Segments Layout

Segment number: 10

	EDIFACT	GS1	*	Description
code				
9012 Status reason description	C an..256			
C556 STATUS REASON	C	N		
9013 Status reason description code	M an..3			
1131 Code list identification code	C an..17			
3055 Code list responsible agency code	C an..3			
9012 Status reason description	C an..256			
C556 STATUS REASON	C	N		
9013 Status reason description code	M an..3			
1131 Code list identification code	C an..17			
3055 Code list responsible agency code	C an..3			
9012 Status reason description	C an..256			

**Segment Notes:**

This segment is used to request or provide status information regarding the currently referenced consignment.

**Example:**

STS+1+76E::9+46'

The consignment has not been collected because payment for the transport has not yet been received.

STS+1+21'

The consignment has been delivered.

**Dependency Notes:**

DE 3055: This data element is only used when GS1 code values are being used in data element 9015, 4405 or 9013.

## 5. Segments Layout

Segment number: 11

<b>SG4</b>	- C	99999 - CNI-SG5			
<b>SG5</b>	- M	99 - STS-RFF-DTM-FTX-SG6-LOC-SG8-SG12			
<b>RFF</b>	- C	999 - Reference			
Function: To specify a reference.					
		EDIFACT	GS1	*	Description
C506	REFERENCE	M	<b>M</b>		
1153	Reference code qualifier	M an..3	<b>M</b>		AAS = <a href="#">Transport document number</a> AAU = <a href="#">Despatch note number</a> ALO = <a href="#">Receiving advice number</a> BM = <a href="#">Bill of lading number</a> CT = <a href="#">Contract number</a> CU = <a href="#">Consignor's reference number</a> DQ = <a href="#">Delivery note number</a> FF = <a href="#">Freight forwarder's reference number</a>
1154	Reference identifier	C an..70	<b>R</b>		
1156	Document line identifier	C an..6	<b>O</b>		
4000	Reference version identifier	C an..35	<b>N</b>		
1060	Revision identifier	C an..6	<b>N</b>		
Segment Notes: This segment is used to identify any reference associated with the status information in the STS segment.  Example: RFF+SRN:6532'					

## 5. Segments Layout

Segment number: 12

<b>SG4</b>	- C	99999 - CNI-SG5			
<b>SG5</b>	- M	99 - STS-RFF-DTM-FTX-SG6-LOC-SG8-SG12			
<b>DTM</b>	- C	9 - Date/time/period			
Function: To specify date, and/or time, or period.					
		EDIFACT	GS1	*	Description
C507	DATE/TIME/PERIOD	M	<b>M</b>		
2005	Date or time or period function code qualifier	M an..3	<b>M</b>		7 = Effective date/time 35 = Delivery date/time, actual 171 = Reference date/time 200 = Pick-up/collection date/time of cargo 334 = Status change date/time 800 = Next status report date
2380	Date or time or period value	C an..35	<b>R</b>		
2379	Date or time or period format code	C an..3	<b>R</b>		102 = CCYYMMDD 203 = CCYYMMDDHHMM
Segment Notes: This segment is used to specify any dates associated with the consignment for which status information is being requested or provided.  Example: DTM+171:20020615:102'					

## 5. Segments Layout

Segment number: 13

<b>SG4</b>	- C	99999 - CNI-SG5		
<b>SG5</b>	- M	99 - STS-RFF-DTM-FTX-SG6-LOC-SG8-SG12		
<b>FTX</b>	- C	9 - Free text		
Function: To provide free form or coded text information.				
	EDIFACT	GS1 *	Description	
4451	Text subject code qualifier	M an..3	<b>M</b>	AAI = <a href="#">General information</a> ACD = <a href="#">Reason</a> BLR = <a href="#">Transport document remarks</a> DEL = <a href="#">Delivery information</a> HAN = <a href="#">Handling instructions</a> TRA = <a href="#">Transportation information</a>
4453	Free text function code	C an..3	<b>O</b>	1 = <a href="#">Text for subsequent use</a>
C107	TEXT REFERENCE	C	<b>D</b>	This composite is only used when trading partners have agreed to use mutually defined code values.
4441	Free text value code	M an..17	<b>M</b>	
1131	Code list identification code	C an..17	<b>O</b>	
3055	Code list responsible agency code	C an..3	<b>D</b>	9 = <a href="#">GS1</a> 91 = <a href="#">Assigned by supplier or supplier's agent</a> 92 = <a href="#">Assigned by buyer or buyer's agent</a>
C108	TEXT LITERAL	C	<b>D</b>	This composite is only used if coded text can not be used.
4440	Free text value	M an..512	<b>M</b>	
4440	Free text value	C an..512	<b>O</b>	
4440	Free text value	C an..512	<b>O</b>	
4440	Free text value	C an..512	<b>O</b>	
4440	Free text value	C an..512	<b>O</b>	
3453	Language name code	C an..3	<b>D</b>	ISO 639 two alpha code This data element is only used when non coded free text has been provided in data element C108.
4447	Free text format code	C an..3	<b>N</b>	
Segment Notes:				
<p>This segment is used to provide any free text information related to the status detailed in the STS segment. Use of this segment in free form is not recommended since it may inhibit automatic processing of the Transport Status. Coded references to standard texts is an available functionality which enables automatic processing and reduces transmission overheads. Standard texts should be mutually defined between trading partners and can be used to cover legal or other requirements.</p> <p>Example: FTX+HAN++012::91' Code "012" is agreed to express = Please ensure correct storage conditions for the consignment. FTX+TRA+++NEW DELIVERY ATTEMPT TOMORROW'</p>				

## 5. Segments Layout

Segment number: 14

<b>SG4</b>	- C	99999 - CNI-SG5
<b>SG5</b>	- M	99 - STS-RFF-DTM-FTX-SG6-LOC-SG8-SG12
<b>SG6</b>	- C	9 - NAD
<b>NAD</b>	- M	1 - Name and address

Function:  
To specify the name/address and their related function, either by C082 only and/or unstructured by C058 or structured by C080 thru 3207.

	EDIFACT	GS1	*	Description
3035 Party function code qualifier	M an..3	<b>M</b>		CA = Carrier CN = Consignee CZ = Consignor DP = Delivery party FW = Freight forwarder PW = Despatch party
C082 PARTY IDENTIFICATION DETAILS	C	<b>A</b>		
3039 Party identifier	M an..35	<b>M</b>		GLN - Format n13 For the identification of parties it is recommended to use GLN - Format n13.
1131 Code list identification code	C an..17	<b>N</b>		
3055 Code list responsible agency code	C an..3	<b>R</b>	*	9 = <b>GS1</b>
C058 NAME AND ADDRESS	C	<b>O</b>		This composite may only be used to fulfill the requirements of directive 2003/58/EC, article 4.
3124 Name and address description	M an..35	<b>M</b>		
3124 Name and address description	C an..35	<b>O</b>		
3124 Name and address description	C an..35	<b>O</b>		
3124 Name and address description	C an..35	<b>O</b>		
3124 Name and address description	C an..35	<b>O</b>		
C080 PARTY NAME	C	<b>D</b>		
3036 Party name	M an..35	<b>M</b>		Party Name, clear text
3036 Party name	C an..35	<b>O</b>		
3036 Party name	C an..35	<b>O</b>		
3036 Party name	C an..35	<b>O</b>		
3036 Party name	C an..35	<b>O</b>		
3045 Party name format code	C an..3	<b>O</b>		
C059 STREET	C	<b>D</b>		
3042 Street and number or post office box identifier	M an..35	<b>M</b>		Building Name/Number and Street
3042 Street and number or post office box identifier	C an..35	<b>O</b>		Name and/or P.O. Box
3042 Street and number or post office box identifier	C an..35	<b>O</b>		
3042 Street and number or post office box identifier	C an..35	<b>O</b>		
3164 City name	C an..35	<b>D</b>		City/Town, clear text

## 5. Segments Layout

Segment number: 14

		EDIFACT	GS1	*	Description
C819	COUNTRY SUB-ENTITY DETAILS	C	D		
3229	Country sub-entity name code	C an..9	O		
1131	Code list identification code	C an..17	O		
3055	Code list responsible agency code	C an..3	O		
3228	Country sub-entity name	C an..70	O		County/State, clear text.
3251	Postal identification code	C an..17	D		Postal Code
3207	Country name code	C an..3	D		ISO 3166 two alpha code

**Segment Notes:**

This segment is used to specify parties related to the status provided in the STS segment.

**Example:**

NAD+PW+5411234512385::9'  
 NAD+DP+5412345122258::9'

**Dependency Notes:**

The following composites and data elements are only used when a coded name and address can not be used.  
 The affected composites and data elements are as follows:  
 C080 - C059 - 3164 - C819 - 3251 - 3207

## 5. Segments Layout

Segment number: 15

<b>SG4</b>	- C	99999 - CNI-SG5			
<b>SG5</b>	- M	99 - STS-RFF-DTM-FTX-SG6-LOC-SG8-SG12			
<b>LOC</b>	- C	1 - Place/location identification			
Function:					
To identify a place or a location and/or related locations.					
	EDIFACT	GS1	*	Description	
3227	Location function code qualifier	M an..3	<b>M</b>	*	300 = <b>Location of status</b>
C517	LOCATION IDENTIFICATION	C	<b>A</b>		
3225	Location name code	C an..25	<b>A</b>		GLN - Format n13
1131	Code list identification code	C an..17	<b>O</b>		
3055	Code list responsible agency code	C an..3	<b>D</b>		9 = <b>GS1</b> DE 3055 must be used if DE 3225 is used and does not contain an UN/LOCODE.
3224	Location name	C an..256	<b>O</b>		
C519	RELATED LOCATION ONE IDENTIFICATION	C	<b>N</b>		
3223	First related location name code	C an..25			
1131	Code list identification code	C an..17			
3055	Code list responsible agency code	C an..3			
3222	First related location name	C an..70			
C553	RELATED LOCATION TWO IDENTIFICATION	C	<b>N</b>		
3233	Second related location name code	C an..25			
1131	Code list identification code	C an..17			
3055	Code list responsible agency code	C an..3			
3232	Second related location name	C an..70			
5479	Relation code	C an..3	<b>N</b>		
Segment Notes:					
This segment is used to indicate a location relevant to the status provided in the STS segment. It is recommended to use Global Location Numbers GLN - Format n13 - for the identification of the location.					
Example: LOC+300+5412345678908::9'					

## 5. Segments Layout

Segment number: 16

<b>SG4</b>	- C	99999 - CNI-SG5
<b>SG5</b>	- M	99 - STS-RFF-DTM-FTX-SG6-LOC-SG8-SG12
<b>SG8</b>	- C	99 - TDT-SG9
<b>TDT</b>	- M	1 - Details of transport

Function:  
To specify the transport details such as mode of transport, means of transport, its conveyance reference number and the identification of the means of transport.

	EDIFACT	GS1	*	Description	
8051	Transport stage code qualifier	M an..3	<b>M</b>	*	20 = <b>Main-carriage transport</b>
8028	Means of transport journey identifier	C an..17	<b>O</b>		Reference number covering the transport
C220	MODE OF TRANSPORT	C	<b>A</b>		
8067	Transport mode name code	C an..3	<b>R</b>		
8066	Transport mode name	C an..17	<b>N</b>		
C228	TRANSPORT MEANS	C	<b>O</b>		
8179	Transport means description code	C an..8	<b>D</b>		31 = <b>Truck</b> Data Element 8179 is only used when the type of transport must be specifically identified, that is, a generic description such as road transport is unsuitable.
8178	Transport means description	C an..17	<b>N</b>		
C040	CARRIER	C	<b>O</b>		
3127	Carrier identifier	C an..17	<b>R</b>		Global Location Number GLN - Format n13
1131	Code list identification code	C an..17	<b>N</b>		
3055	Code list responsible agency code	C an..3	<b>R</b>	*	9 = <b>GS1</b>
3128	Carrier name	C an..35	<b>N</b>		
8101	Transit direction indicator code	C an..3	<b>N</b>		
C401	EXCESS TRANSPORTATION INFORMATION	C	<b>N</b>		
8457	Excess transportation reason code	M an..3			
8459	Excess transportation responsibility code	M an..3			
7130	Customer shipment authorisation identifier	C an..17			
C222	TRANSPORT IDENTIFICATION	C	<b>O</b>		
8213	Transport means identification name identifier	C an..9	<b>N</b>		
1131	Code list identification code	C an..17	<b>N</b>		
3055	Code list responsible agency code	C an..3	<b>N</b>		
8212	Transport means identification name	C an..35	<b>R</b>		Vehicle license plate
8453	Transport means nationality	C an..3	<b>O</b>		ISO 3166 two alpha code



## 5. Segments Layout

---

Segment number: 16

		EDIFACT	GS1	*	Description
code					
8281	Transport means ownership indicator code	C an..3	<b>N</b>		

**Segment Notes:**

This segment is used to specify transport details for the current consignment.

**Example:**

TDT+20+KTO-97+30+31++++:::ABX712'

The transport of consignment will be done with the truck with license plate 'ABX712'.

## 5. Segments Layout

Segment number: 17

<b>SG4</b>	- C	99999 - CNI-SG5
<b>SG5</b>	- M	99 - STS-RFF-DTM-FTX-SG6-LOC-SG8-SG12
<b>SG8</b>	- C	99 - TDT-SG9
<b>SG9</b>	- C	9 - LOC-DTM
<b>LOC</b>	- M	1 - Place/location identification

Function:  
To identify a place or a location and/or related locations.

	EDIFACT	GS1	*	Description
3227 Location function code qualifier	M an..3	<b>M</b>		9 = <a href="#">Place/port of loading</a>
C517 LOCATION IDENTIFICATION	C	<b>A</b>		
3225 Location name code	C an..25	<b>A</b>		GLN - Format n13
1131 Code list identification code	C an..17	<b>O</b>		
3055 Code list responsible agency code	C an..3	<b>D</b>		9 = <a href="#">GS1</a> DE 3055 must be used if DE 3225 is used and does not contain an UN/LOCODE.
3224 Location name	C an..256	<b>O</b>		
C519 RELATED LOCATION ONE IDENTIFICATION	C	<b>N</b>		
3223 First related location name code	C an..25			
1131 Code list identification code	C an..17			
3055 Code list responsible agency code	C an..3			
3222 First related location name	C an..70			
C553 RELATED LOCATION TWO IDENTIFICATION	C	<b>N</b>		
3233 Second related location name code	C an..25			
1131 Code list identification code	C an..17			
3055 Code list responsible agency code	C an..3			
3232 Second related location name	C an..70			
5479 Relation code	C an..3	<b>N</b>		

Segment Notes:  
This segment is used to identify any locations related to the transport details specified in the previous TDT segment.

Example:  
LOC+9+5412345678908::9'

## 5. Segments Layout

Segment number: 18

<b>SG4</b>	- C	99999 - CNI-SG5
<b>SG5</b>	- M	99 - STS-RFF-DTM-FTX-SG6-LOC-SG8-SG12
<b>SG8</b>	- C	99 - TDT-SG9
<b>SG9</b>	- C	9 - LOC-DTM
<b>DTM</b>	- C	9 - Date/time/period

Function:  
 To specify date, and/or time, or period.

	EDIFACT	GS1	*	Description
C507	DATE/TIME/PERIOD	M	M	
2005	Date or time or period function code qualifier	M an..3	M *	132 = Arrival date/time, estimated 133 = Departure date/time, estimated 190 = Transshipment date/time
2380	Date or time or period value	C an..35	R	
2379	Date or time or period format code	C an..3	R	102 = CCYMMDD 203 = CCYMMDDHHMM 719 = CCYMMDDHHMM- CCYMMDDHHMM

Segment Notes:  
 This segment is used to specify any dates relating to the transport specified in the previous TDT segment.

Example:  
 DTM+132:200212151000:203'  
 Estimated arrival date/time of the transport means is 10:00am on the 15th of December 2002.

## 5. Segments Layout

Segment number: 19

<b>SG4</b>	- C	99999 - CNI-SG5			
<b>SG5</b>	- M	99 - STS-RFF-DTM-FTX-SG6-LOC-SG8-SG12			
<b>SG12</b>	- C	99 - GID-SG13-SG14-SG15			
<b>GID</b>	- M	1 - Goods item details			
Function:					
To indicate totals of a goods item.					
		EDIFACT	GS1	*	Description
1496	Goods item number	C n..5	R		Application number identifying items within the current consignment.
C213	NUMBER AND TYPE OF PACKAGES	C	R		
7224	Package quantity	C n..8	R		
7065	Package type description code	C an..17	O		09 = Returnable pallet (GS1 Temporary Code) 201 = Pallet ISO 1 - 1/1 EURO Pallet (GS1 Temporary Code)
1131	Code list identification code	C an..17	N		
3055	Code list responsible agency code	C an..3	D	*	9 = <b>GS1</b> This data element is only used with the code value '9' if the type of packages identified in data element 7065 is and GS1 code.
7064	Type of packages	C an..35	N		
7233	Packaging related description code	C an..3	N		
C213	NUMBER AND TYPE OF PACKAGES	C	N		
7224	Package quantity	C n..8			
7065	Package type description code	C an..17			
1131	Code list identification code	C an..17			
3055	Code list responsible agency code	C an..3			
7064	Type of packages	C an..35			
7233	Packaging related description code	C an..3			
C213	NUMBER AND TYPE OF PACKAGES	C	N		
7224	Package quantity	C n..8			
7065	Package type description code	C an..17			
1131	Code list identification code	C an..17			
3055	Code list responsible agency code	C an..3			
7064	Type of packages	C an..35			
7233	Packaging related description code	C an..3			
C213	NUMBER AND TYPE OF PACKAGES	C	N		

## 5. Segments Layout

Segment number: 19

	EDIFACT	GS1	*	Description
7224 Package quantity	C n..8			
7065 Package type description code	C an..17			
1131 Code list identification code	C an..17			
3055 Code list responsible agency code	C an..3			
7064 Type of packages	C an..35			
7233 Packaging related description code	C an..3			
C213 NUMBER AND TYPE OF PACKAGES	C	<b>N</b>		
7224 Package quantity	C n..8			
7065 Package type description code	C an..17			
1131 Code list identification code	C an..17			
3055 Code list responsible agency code	C an..3			
7064 Type of packages	C an..35			
7233 Packaging related description code	C an..3			

**Segment Notes:**

This segment is used to identify goods items for which status information is being provided in the STS segment.

**Example:**

GID+1+1:09::9'

Goods item 1 is made up of 1 returnable pallet.

## 5. Segments Layout

Segment number: 20

<b>SG4</b>	- C	99999 - CNI-SG5
<b>SG5</b>	- M	99 - STS-RFF-DTM-FTX-SG6-LOC-SG8-SG12
<b>SG12</b>	- C	99 - GID-SG13-SG14-SG15
<b>SG13</b>	- C	99 - MEA
<b>MEA</b>	- M	1 - Measurements

Function:

To specify physical measurements, including dimension tolerances, weights and counts.

		EDIFACT	GS1	*	Description
6311	Measurement purpose code qualifier	M an..3	<b>M</b>		PD = <a href="#">Physical dimensions (product ordered)</a>
C502	MEASUREMENT DETAILS	C	<b>A</b>		
6313	Measured attribute code	C an..3	<b>A</b>		AAC = <a href="#">Total net weight</a> AAD = <a href="#">Total gross weight</a>
6321	Measurement significance code	C an..3	<b>N</b>		
6155	Non-discrete measurement name code	C an..17	<b>N</b>		
6154	Non-discrete measurement name	C an..70	<b>N</b>		
C174	VALUE/RANGE	C	<b>R</b>		
6411	Measurement unit code	M an..3	<b>M</b>		
6314	Measurement value	C an..18	<b>O</b>		
6162	Range minimum value	C n..18	<b>O</b>		
6152	Range maximum value	C n..18	<b>N</b>		
6432	Significant digits quantity	C n..2	<b>N</b>		
7383	Surface or layer code	C an..3	<b>N</b>		

Segment Notes:

This segment is used to specify the total net and gross weight of the goods item identified in GID.

Example:

MEA+PD+AAB+GRM:1250'

## 5. Segments Layout

Segment number: 21

<b>SG4</b>	- C	99999 - CNI-SG5
<b>SG5</b>	- M	99 - STS-RFF-DTM-FTX-SG6-LOC-SG8-SG12
<b>SG12</b>	- C	99 - GID-SG13-SG14-SG15
<b>SG14</b>	- C	99 - DIM
<b>DIM</b>	- M	1 - Dimensions

Function:

To specify dimensions.

		EDIFACT	GS1	*	Description
6145	Dimension type code qualifier	M an..3	<b>M</b>	*	1 = <b>Gross dimensions</b> 10E = <b>Unit gross dimensions (GS1 Temporary Code)</b> This qualifier determines the dimension values to be applied either to one single despatch unit of the goods item or to a number of despatch units of the goods item.
C211	DIMENSIONS	M	<b>M</b>		
6411	Measurement unit code	M an..3	<b>M</b>		
6168	Length dimension value	C n..15	<b>O</b>		
6140	Width dimension value	C n..15	<b>O</b>		
6008	Height dimension value	C n..15	<b>O</b>		

Segment Notes:

This segment is used to indicate the dimensions of the goods item identified in the GID segment.

All dimensions given in the DIM segments relate to the highest level packaging (the despatch units) identified in the GID segment.

When Unit Gross Dimensions are provided in this segment the dimension values provided relate to the total gross dimensions of one single despatch unit in the goods item.

When Gross Dimensions are provided the dimension values relate to the total gross weight of a number of despatch units in the goods item.

Example:

DIM+1+MTR:4:2:2'

## 5. Segments Layout

Segment number: 22

<b>SG4</b>	- C	99999 - CNI-SG5
<b>SG5</b>	- M	99 - STS-RFF-DTM-FTX-SG6-LOC-SG8-SG12
<b>SG12</b>	- C	99 - GID-SG13-SG14-SG15
<b>SG15</b>	- C	99 - PCI-GIN
<b>PCI</b>	- M	1 - Package identification

Function:  
 To specify markings and labels on individual packages or physical units.

	EDIFACT	GS1	*	Description
4233	Marking instructions code	C an..3	R	39 = Marked with Serial Shipping Container Code (SSCC)
C210	MARKS & LABELS	C	O	
7102	Shipping marks description	M an..35	M	
7102	Shipping marks description	C an..35	O	
7102	Shipping marks description	C an..35	O	
7102	Shipping marks description	C an..35	O	
7102	Shipping marks description	C an..35	O	
7102	Shipping marks description	C an..35	O	
7102	Shipping marks description	C an..35	O	
7102	Shipping marks description	C an..35	O	
7102	Shipping marks description	C an..35	O	
7102	Shipping marks description	C an..35	O	
8275	Container or package contents indicator code	C an..3	N	
C827	TYPE OF MARKING	C	N	
7511	Marking type code	M an..3		
1131	Code list identification code	C an..17		
3055	Code list responsible agency code	C an..3		

Segment Notes:  
 This segment is used to specify markings and labels for the line item identified in the GID segment.

Example:  
 PCI+39'



## 5. Segments Layout

Segment number: 23

<b>SG4</b>	- C	99999 - CNI-SG5
<b>SG5</b>	- M	99 - STS-RFF-DTM-FTX-SG6-LOC-SG8-SG12
<b>SG12</b>	- C	99 - GID-SG13-SG14-SG15
<b>SG15</b>	- C	99 - PCI-GIN
<b>GIN</b>	- C	9 - Goods identity number

Function:

To give specific identification numbers, either as single numbers or ranges.

		EDIFACT	GS1	*	Description
7405	Object identification code qualifier	M an..3	<b>M</b>	*	AW = <b>Serial shipping container code</b> BJ = <b>Serial shipping container code</b> In EANCOM it is required to use the Serial Shipping Container Code (SSCC's) for unique identification of individual transport packages.
C208	IDENTITY NUMBER RANGE	M	<b>M</b>		
7402	Object identifier	M an..35	<b>M</b>		
7402	Object identifier	C an..35	<b>O</b>		
C208	IDENTITY NUMBER RANGE	C	<b>O</b>		
7402	Object identifier	M an..35	<b>M</b>		
7402	Object identifier	C an..35	<b>O</b>		
C208	IDENTITY NUMBER RANGE	C	<b>O</b>		
7402	Object identifier	M an..35	<b>M</b>		
7402	Object identifier	C an..35	<b>O</b>		
C208	IDENTITY NUMBER RANGE	C	<b>O</b>		
7402	Object identifier	M an..35	<b>M</b>		
7402	Object identifier	C an..35	<b>O</b>		
C208	IDENTITY NUMBER RANGE	C	<b>O</b>		
7402	Object identifier	M an..35	<b>M</b>		
7402	Object identifier	C an..35	<b>O</b>		

Segment Notes:

This segment is used to provide the Serial Shipping Container Code marked on the packaging of the current goods item.

Example:

GIN+AW+354123450000000014'

## 5. Segments Layout

Segment number: 24

<b>UNT</b> - M 1 - Message trailer					
Function: To end and check the completeness of a message.					
		EDIFACT	GS1	*	Description
0074	Number of segments in the message	M n..6	<b>M</b>		The total number of segments contained in the message is detailed here.
0062	Message reference number	M an..14	<b>M</b>		The message reference numbered detailed here should equal the one specified in the UNH segment.
Segment Notes: This UNT segment is a mandatory UN/EDIFACT segment. It must always be the last segment in the message.  Example: UNT+24+ME000001'					

## 5. Segments Layout

Segment number: 25

<b>UNZ</b> - M 1 - Interchange trailer					
Function: To end and check the completeness of an interchange.					
		EDIFACT	GS1	*	Description
0036	Interchange control count	M n..6	<b>M</b>		Number of messages or functional groups within an interchange.
0020	Interchange control reference	M an..14	<b>M</b>		Identical to DE 0020 in UNB segment.
Segment Notes:					
This segment is used to provide the trailer of an interchange. UNZ+5+1234555'					
DE 0036: If functional groups are used, this is the number of functional groups within the interchange. If functional groups are not used, this is the number of messages within the interchange.					

## 6. Examples

---

The following is an example of a transport status message between a freight forwarder identified by GLN 5422331123459 and a consignor identified by GLN 5412345123453. The message is dated the 4th of February 2002 and has the message reference number 95-455.

The message provides status information on four consignments identified by the consignment numbers 4215A, 5122C, 5145E, and 7655S.

First consignment number 4215A is reported as being delivered to the delivery party identified by GLN 5411111123451 at 14:50 on the 1st of February 2002. The delivery note number which covers the delivery is 5/2334.

Second consignment number 5122C is reported as being en route. The next report on the status is scheduled for the 7th of February 2002.

Third consignment number 5145E is reported as being refused by the customs and excise at London Heathrow Airport because of export restrictions. The refusal took place on the 15th of January 2002.

Fourth consignment number 7655S is reported as being partially lost and partially delivered. It contains 3 goods items each of which is being reported individually. Goods item 1, which was packed in a carton identified by the EAN.UCC SSCC 35410738000001051, and goods 3, which was packed on a returnable pallet identified by the EAN.UCC SSCC 354123451234567892, are reported as being delivered on the 28th of January 2002. Goods item 2, which was packed in a carton and marked with the EAN.UCC SSCC 35410738000001068 is reported as being lost. The date on which it was discovered as being lost is the 28th of January 2002.

UNH+ME000021+IFTSTA:D:01A:UN:EAN004'	Message header
BGM+44+95-455+9'	Transport status number 95-455
DTM+137:20020204:102'	Message date/time 4th February 2002
NAD+FW+5422331123459::9'	Freight forwarder identified with GLN 5422331123459
NAD+CZ+5412345123453::9'	Consignor identified with GLN 5412345123453
CNI+1+4215A'	First consignment number 4215A
STS+1+21'	Status of the consignment: 'delivered'
RFF+DQ:5/2334'	Reference is a delivery note number '5/2334'
DTM+334:200202011450:203'	Date/time of the status change 1st February 2002 at 14:50
NAD+DP+5411111123451::9'	Delivery party identified with GLN 5411111123451
CNI+2+5122C'	Second consignment number 5122C
STS+1+31'	Status of the consignment: 'Goods on their way'
DTM+40E:20020207:102'	Date/time of the next status 7th February 2002
CNI+3+5145E'	Third consignment number 5145E
STS+1+17+39'	The consignment was customs refused and no recipient contact information
DTM+334:20020115:102'	The refusal took place 15th January 2002
LOC+16E+:::H.MCUSTOMS AND EXCISE LONDON HEATHROW AIRPORT'	Identify customs in Heathrow airport as the location of the status
CNI+4+7655S'	Fourth consignment number 7655S

## 6. Examples

---

STS+1+49'	The following goods item are lost
DTM+334:20020128:102'	Date/time reported lost 28th January 2002
GID+1+1:CT'	One carton box, first goods item
PCI+33E'	EAN.UCC SSCC
GIN+BJ+35410738000001068'	35410738000001068
STS+1+21'	The following goods items have been delivered
DTM+334:20020128:102'	Delivered 28th January 2002
GID+2+1:CT'	One cardboard box, second goods item
PCI+33E'	Box marked with EAN.UCC SSCC
GIN+BJ+35410738000001051'	EAN.UCC SSCC 35410738000001051
STS+1+21'	Consignment delivered
DTM+334:20020128:102'	Delivered 28th January 2002
GID+3+1:09::9'	One returnable pallet, third goods item
PCI+33E'	Pallet marked with EAN.UCC SSCC
GIN+BJ+354123451234567892'	EAN.UCC SSCC 354123451234567892
UNT+34+ME000021'	Total number of segments in the message equals 34

Note:

The EDI interchange will include the UNB..UNZ segments and, if applicable, the UNG..UNE segments (see part I section 5.7).