

**EANCOM<sup>®</sup> 2002 S4**

**PARTIN**

**Party information message**

**Edition 2016 Upd. 2021**

2. Message Structure Chart ..... 3

3. Branching Diagram ..... 5

4. Segments Description ..... 11

5. Segments Layout..... 15

6. Example(s) ..... 73

## 1. Introduction

---

### Status

MESSAGE TYPE	: PARTIN
REFERENCE DIRECTORY	: D.01B
EANCOM® SUBSET VERSION	: 009

### Definition

A message to enable the transmission of basic information regarding locations and the related operational, administrative, commercial and financial data.

### Principles

The identification of the trading partners is an essential issue for the Electronic Data Interchange. It is even more important to identify the locations precisely and unambiguously with EDI than with traditional paper documents.

The Party Information message serves to maintain the trading partner's master data files.

The Party Information message can also be used by the trading partners to feed a central catalogue of addresses, making the information available to all interested parties.

By using location numbers and describing them in the Party Information Message, the trading partners can use these numbers to refer to the appropriate locations in later exchanges of trading documents.

The Party Information Message is used to specify information related to physical locations and to functional locations. A functional location is usually a specific department within a company.

It is recommended that one separate message be provided per message function (DE 1225 in BGM segment).

## 2. Message Structure Chart

UNA	1	C	1	- Service string advice
UNB	2	M	1	- Interchange header

### Party Information Heading Section

UNH	3	M	1	- Message header	
BGM	4	M	1	- Beginning of message	
DTM	5	M	5	- Date/time/period	
FII	6	C	10	- Financial institution information	
FTX	7	C	5	- Free text	
SG1	+	C	5	- RFF-DTM	
RFF	+	8	M	1	- Reference
DTM	+	9	C	1	- Date/time/period
SG2		C	2	- NAD-SG3	
NAD	10	M	1	- Name and address	
SG3		C	5	- CTA-COM	
CTA	11	M	1	- Contact information	
COM	12	C	5	- Communication contact	
UNS	13	M	1	- Section control	

### Party Information Detail Section

SG4		C	200000	- NAD-DTM-FII-IDE-FTX-TAX-HYN-SG5-SG6-SG7-SG8-SG9-SG10-S	
NAD	14	M	1	- Name and address	
DTM	15	C	5	- Date/time/period	
FII	16	C	10	- Financial institution information	
IDE	+	17	C	9	- Identity
FTX	+	18	C	9	- Free text
TAX	+	19	C	9	- Duty/tax/fee details
HYN	+	20	C	9	- Hierarchy information
SG5		C	99	- LOC	
LOC	+	21	M	1	- Place/location identification
SG6		C	15	- RFF-DTM	
RFF		22	M	1	- Reference
DTM		23	C	1	- Date/time/period
SG7		C	5	- CTA-COM	
CTA		24	M	1	- Contact information
COM		25	C	5	- Communication contact
SG8		C	10	- SCC-DTM	
SCC		26	M	1	- Scheduling conditions
DTM		27	C	2	- Date/time/period
SG9	+	C	1	- TOD-LOC	
TOD	+	28	M	1	- Terms of delivery or transport
LOC	+	29	C	1	- Place/location identification
SG10	+	C	999	- PAI-PAT-CUX-DTM-PCD-MOA	
PAI	+	30	M	1	- Payment instructions
PAT	+	31	C	1	- Payment terms basis
CUX	+	32	C	2	- Currencies
DTM	+	33	C	9	- Date/time/period
PCD	+	34	C	9	- Percentage details
MOA	+	35	C	9	- Monetary amount
SG12	+	C	999	- CCI-MOA-QTY-CAV-DTM-MEA	
CCI	+	36	M	1	- Characteristic/class id
MOA	+	37	C	9	- Monetary amount
QTY	+	38	C	9	- Quantity
CAV	+	39	C	9	- Characteristic value
DTM	+	40	C	9	- Date/time/period
MEA	+	41	C	9	- Measurements
SG13	+	C	999	- PRC-DTM-SG14	
PRC	+	42	M	1	- Process identification
DTM	+	43	C	9	- Date/time/period

## 2. Message Structure Chart

---

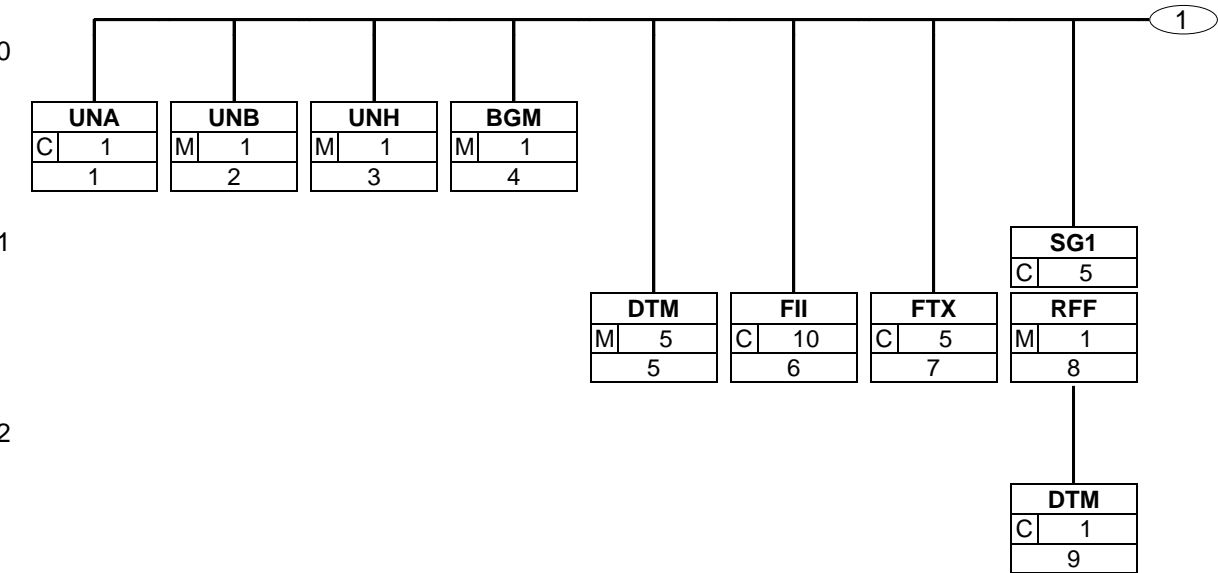
	SG14	+	C	999	- LIN-NAD-SG15
	LIN	+	44 M	1	- Line item
	NAD	+	45 M	1	- Name and address
	SG15	+	M	99	- DOC
	DOC	+	46 M	1	- Document/message details

### Party Information Summary Section

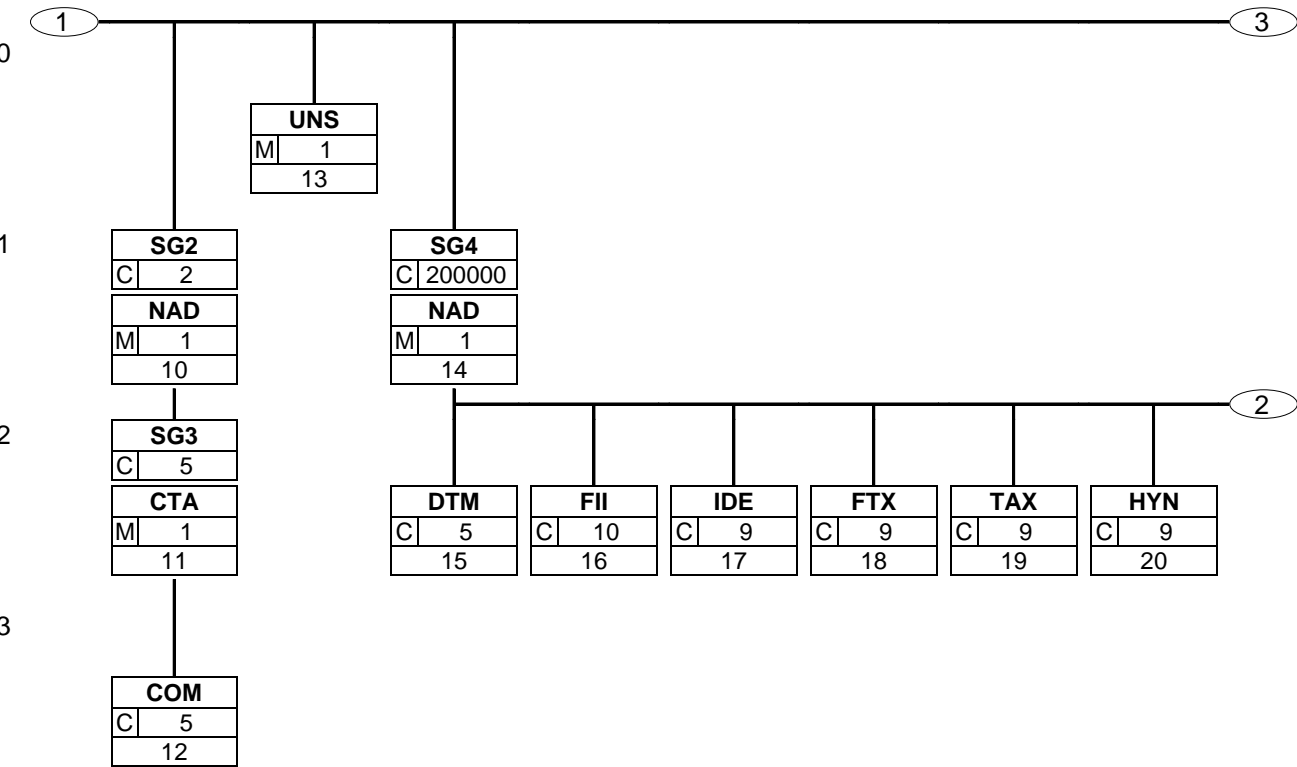
UNT	47 M	1	- Message trailer
UNZ	48 M	1	- Interchange trailer

3. Branching Diagram

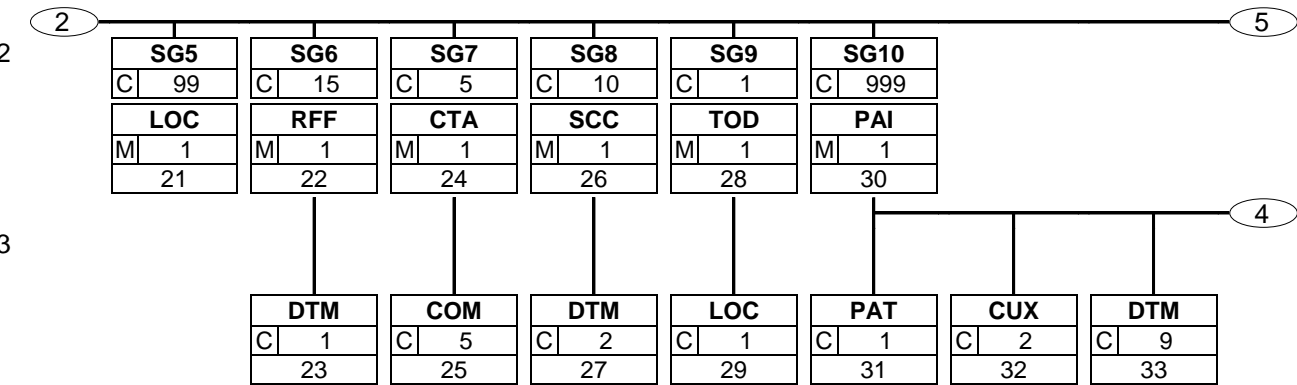
---



3. Branching Diagram

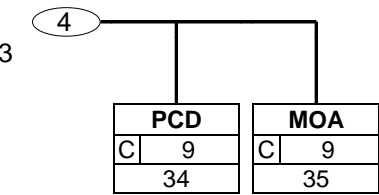


3. Branching Diagram



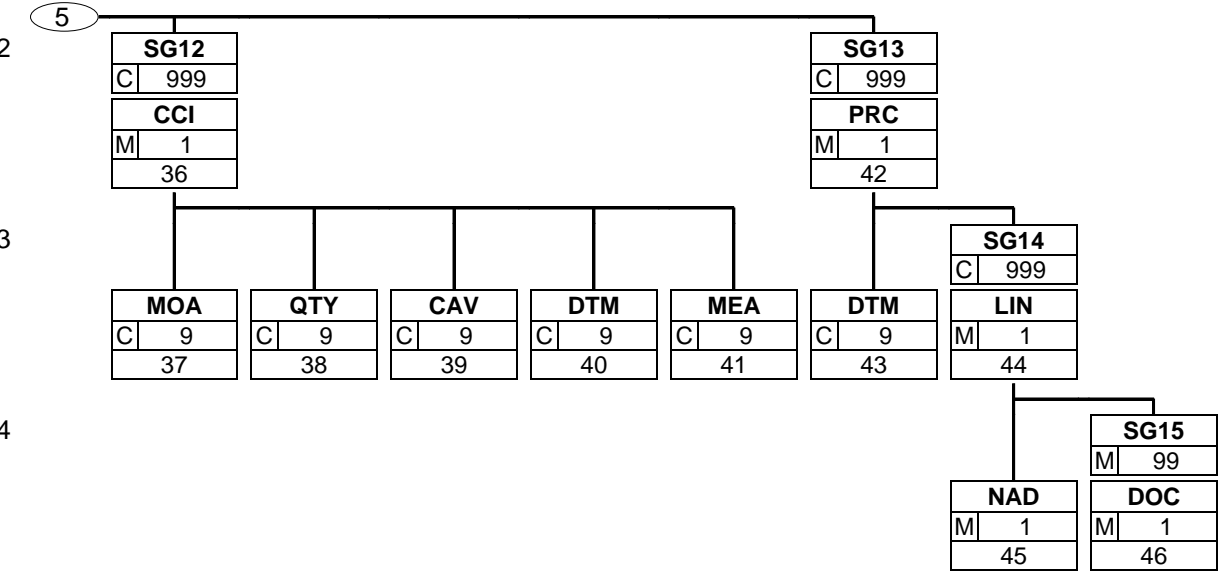
3. Branching Diagram

---



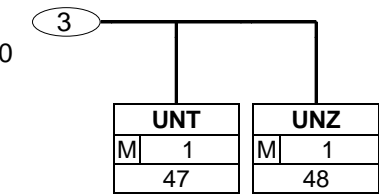


3. Branching Diagram



3. Branching Diagram

---



#### 4. Segments Description

---

- UNA - C 1 - Service string advice  
This segment is used to inform the receiver of the interchange that a set of service string characters which are different to the default characters are being used.
- UNB - M 1 - Interchange header  
This segment is used to envelope the interchange, as well as to identify both, the party to whom the interchange is sent and the party who has sent the interchange. The principle of the UNB segment is the same as a physical envelope which covers one or more letters or documents, and which details, both the address where delivery is to take place and the address from where the envelope has come.

##### Party Information Heading Section

- UNH - M 1 - Message header  
This segment is used to head, identify and specify a message.
- BGM - M 1 - Beginning of message  
This segment is used to indicate the type and function of a message and to transmit the identifying number.
- DTM - M 5 - Date/time/period  
This segment is used to specify the date or period of the Party Information message.
- FII - C 10 - Financial institution information  
This segment is used to identify the financial institution and account details of the Party Information sender.
- FTX - C 5 - Free text  
This segment is used to provide free or coded text information related to the complete party information message.
- SG1** - C 5 - **RFF-DTM**  
A group of segments indicating reference numbers relating to the whole message.
- RFF - M 1 - Reference  
This segment is used to give references.
- DTM - C 1 - Date/time/period  
This segment is used to indicate dates related to the references specified in the preceding RFF segment.
- SG2** - C 2 - **NAD-SG3**  
A group of segments identifying Names, Addresses, Contacts and Communication numbers relevant to the sender and the receiver of the message.
- NAD - M 1 - Name and address  
This segment is used to identify the trading partners exchanging Party Information data. Identification of the sender and receiver is mandatory in the Party Information message.
- SG3** - C 5 - **CTA-COM**  
A group of segments giving details of the specific person or department within the party.
- CTA - M 1 - Contact information  
This segment is used to identify a department and person within the party specified in the previous NAD segment.
- COM - C 5 - Communication contact  
This segment is used to identify the communications number and the type of communications used for the person or department identified in the CTA segment.

## 4. Segments Description

---

UNS - M 1 - Section control  
This segment marks the end of the header information and the beginning of the details information.

### Party Information Detail Section

**SG4** - C 200000 - **NAD-DTM-FII-IDE-FTX-TAX-HYN-SG5-SG6-SG7-SG8-SG9-SG10-SG12-SG13**  
A group of segments for giving the details of a party.

NAD - M 1 - Name and address  
This segment is used to specify the party being identified. Identification of at least one party is mandatory in this segment as the NAD segment at detail level is the trigger segment to the detail information.

DTM - C 5 - Date/time/period  
This segment is used to specify any dates or times associated with the party identified in the previous NAD segment.

FII - C 10 - Financial institution information  
This segment is used to identify the financial institution and account details of the Party identified in the preceding NAD segment.

IDE - C 9 - Identity  
This segment is used to provide additional/alternative identification of the function(s) within the party specified in the previous NAD segment.

FTX - C 9 - Free text  
This segment is used to provide free or coded text information related to the current party.

TAX - C 9 - Duty/tax/fee details  
This TAX segment is used to indicate the usual tax situation for the enterprise identified in the previous NAD segment.

HYN - C 9 - Hierarchy information  
This segment is used to provide hierarchical connections from the current party to a higher or lower level party.

**SG5** - C 99 - **LOC**  
A group of segments for giving locations and dates relevant to party.

LOC - M 1 - Place/location identification  
This segment is used to identify the location via geographical coordinates when no addresses or GLN already exists (road under construction, building sector, etc...).

**SG6** - C 15 - **RFF-DTM**  
A group of segments for giving references relevant to the party.

RFF - M 1 - Reference  
This segment is used to specify any references which are particular to the party identified in the preceding NAD segment, e.g., VAT registration number.

DTM - C 1 - Date/time/period  
This segment is used to indicate dates related to the references specified in the preceding RFF segment.

**SG7** - C 5 - **CTA-COM**  
A group of segments giving contact details of the specific person or department within the party.

CTA - M 1 - Contact information  
This segment is used to identify a contact department and/or person within the party specified in the previous NAD segment.

#### 4. Segments Description

---

COM - C 5	- Communication contact This segment is used to identify the communications number and the type of communications used for the person or department identified in the CTA segment.
<b>SG8</b> - C 10	- <b>SCC-DTM</b> A group of segment specifying schedules related to the party identified in the NAD segment.
SCC - M 1	- Scheduling conditions This segment is used to indicate any delivery schedules for the current party.
DTM - C 2	- Date/time/period This segment is used to indicate date/time information relevant to the delivery schedule provided in the SCC segment.
<b>SG9</b> - C 1	- <b>TOD-LOC</b> A group of segments indicating the terms of delivery for the whole invoice.
TOD - M 1	- Terms of delivery or transport This segment is used to specify the terms of delivery for the specified location in the previous NAD segment.
LOC - C 1	- Place/location identification This segment is used to identify the location where the terms of delivery apply.
<b>SG10</b> - C 999	- <b>PAI-PAT-CUX-DTM-PCD-MOA</b> A group of segments relating to the standard payment instructions, payment terms, the reference and the payment currencies.
PAI - M 1	- Payment instructions A segment giving information on usual payment instructions.
PAT - C 1	- Payment terms basis This segment specifies the usual payment terms for the enterprise identified in the previous NAD segment.
CUX - C 2	- Currencies This segment is used to specify usual currency applicable for the enterprise identified in the previous NAD segment.
DTM - C 9	- Date/time/period This segment is used to specify any dates associated with the payment terms.
PCD - C 9	- Percentage details This segment is used to specify percentages which will be allowed or charged if the invoicee pays (does not pay) to terms.
MOA - C 9	- Monetary amount This segment is used to indicate monetary amount related to the payment conditions.
<b>SG12</b> - C 999	- <b>CCI-MOA-QTY-CAV-DTM-MEA</b> A group of segments providing party characteristic and -party characteristic details.
CCI - M 1	- Characteristic/class id This segment is used to specify the characteristics of the identified enterprise.
MOA - C 9	- Monetary amount This Segment is used to indicate monetary amount related to the preceding CCI-Segment.
QTY - C 9	- Quantity A segment to provide quantity information related to the party characteristics.

#### 4. Segments Description

---

CAV - C 9	- Characteristic value This segment is used to further specify party characteristics for the identified enterprise.
DTM - C 9	- Date/time/period This segment is used to indicate dates or times related to the process specified in the preceding CCI segment.
MEA - C 9	- Measurements This segment is used to specify any measurements related to the currently identified characteristic identification.
<b>SG13 - C 999</b>	- <b>PRC-DTM-SG14</b> A group of segments for relating processes, entities and documents.
PRC - M 1	- Process identification This segment is used to provide processing information for the enterprise identified in the preceding NAD Segment.
DTM - C 9	- Date/time/period This segment is used to indicate dates or times related to the process specified in the preceding PRC segment.
<b>SG14 - C 999</b>	- <b>LIN-NAD-SG15</b> A group of segments for relating a line number and entity to a document.
LIN - M 1	- Line item This segment is used to specify a line number.
NAD - M 1	- Name and address This segment is used to identify the party, who's role is described in the preceding PRC segment.
<b>SG15 - M 99</b>	- <b>DOC</b> A group of segments to relate a document.
DOC - M 1	- Document/message details This segment is used to identify any documentation related to the enterprise identified in the preceding NAD segment.

#### Party Information Summary Section

UNT - M 1	- Message trailer This segment is a mandatory UN/EDIFACT segment. It must always be the last segment in the message.
UNZ - M 1	- Interchange trailer This segment is used to provide the trailer of an interchange.

## 5. Segments Layout

This section describes each segment used in the EANCOM® Party information message. The original EDIFACT segment layout is listed. The appropriate comments relevant to the EANCOM® subset are indicated.

### Notes:

1. The segments are presented in the sequence in which they appear in the message. The segment or segment group tag is followed by the (M)andatory / (C)onditional indicator, the maximum number of occurrences and the segment description.

2. Reading from left to right, in column one, the data element tags and descriptions are shown, followed by in the second column the EDIFACT status (M or C), the field format, and the picture of the data elements. These first pieces of information constitute the original EDIFACT segment layout.

Following the EDIFACT information, EANCOM® specific information is provided in the third, fourth, and fifth columns. In the third column a status indicator for the use of (C)onditional EDIFACT data elements (see 2.1 through 2.3 below), in the fourth column the restricted indicator (see point 3 on the following page), and in the fifth column notes and code values used for specific data elements in the message.

2.1 (M)andatory data elements in EDIFACT segments retain their status in EANCOM®.

2.2 Additionally, there are five types of status for data elements with a (C)onditional EDIFACT status, whether for simple, component or composite data elements. These are listed below and can be identified when relevant by the following abbreviations:

- REQUIRED	<b>R</b>	Indicates that the entity is required and must be sent.
- ADVISED	<b>A</b>	Indicates that the entity is advised or recommended.
- DEPENDENT	<b>D</b>	Indicates that the entity must be sent in certain conditions, as defined by the relevant explanatory note.
- OPTIONAL	<b>O</b>	Indicates that the entity is optional and may be sent at the discretion of the user.
- NOT USED	<b>N</b>	Indicates that the entity is not used and should be omitted.

2.3 If a composite is flagged as **N, NOT USED**, all data elements within that composite will have blank status indicators assigned to them.

3. Status indicators detailed in the fourth column which directly relate to the code values detailed in the fifth **column** may have two values:

- RESTRICTED	<b>*</b>	A data element marked with an asterisk (*) in the fourth column indicates that the listed codes in column five are the only codes available for use with this data element, in this segment, in this message.
- OPEN		All data elements where coded representation of data is possible and a restricted set of code values is not indicated are open (no asterisk in fourth column). The available codes are listed in the EANCOM® Data Elements and Code Sets Directory. Code values may be given as examples or there may be a note on the format or type of code to be used.

4. Different colours are used for the code values in the segment details: restricted codes are in red and open codes in blue.

## 5. Segments Layout

Segment number: 1

UNA - C 1 - Service string advice				
<p>Function:</p> <p>The service string advice shall begin with the upper case characters UNA immediately followed by six characters in the order shown below. The space character shall not be used in positions 010, 020, 040, 050 or 060. The same character shall not be used in more than one position of the UNA.</p>				
	EDIFACT	GS1	*	Description
UNA1 Component data element separator	M an1	<b>M</b>	*	Used as a separator between component data elements contained within a composite data element (default value: ":")
UNA2 Data element separator	M an1	<b>M</b>	*	Used to separate two simple or composite data elements (default value: "+" )
UNA3 Decimal mark	M an1	<b>M</b>	*	Used to indicate the character used for decimal notation (default value: ".")
UNA4 Release character	M an1	<b>M</b>	*	Used to restore any service character to its original specification (value: "?").
UNA5 Repetition separator	M an1	<b>M</b>	*	Used to indicate the character used for repetition separation (value: " * " ).
UNA6 Segment terminator	M an1	<b>M</b>	*	Used to indicate the end of segment data (default value: " ' " )
<p>Segment Notes:</p> <p>This segment is used to inform the receiver of the interchange that a set of service string characters which are different to the default characters are being used.</p> <p>When using the default set of service characters, the UNA segment need not be sent. If it is sent, it must immediately precede the UNB segment and contain the four service string characters (positions UNA1, UNA2, UNA4 and UNA6) selected by the interchange sender.</p> <p>Regardless of whether or not all of the service string characters are being changed every data element within this segment must be filled, (i.e., if some default values are being used with user defined ones, both the default and user defined values must be specified).</p> <p>When expressing the service string characters in the UNA segment, it is not necessary to include any element separators.</p> <p>The use of the UNA segment is required when using a character set other than level A.</p> <p>UNA:+.?*'</p>				



## 5. Segments Layout

Segment number: 2

UNB - M 1 - Interchange header		EDIFACT	GS1	*	Description
Function: To identify an interchange.  Notes: 1. S001/0002, shall be '4' to indicate this version of the syntax. 2. The combination of the values carried in data elements S002, S003 and 0020 shall be used to identify uniquely the interchange, for the purpose of acknowledgement.					
S001	SYNTAX IDENTIFIER	M	M		See Part I chapter 5.2.7 and segment notes.
0001	Syntax identifier	M a4	M	*	UNOA = UN/ECE level A UNOB = UN/ECE level B UNOC = UN/ECE level C UNOD = UN/ECE level D UNOE = UN/ECE level E UNOF = UN/ECE level F UNOG = UN/ECE level G UNOH = UN/ECE level H UNOI = UN/ECE level I UNOJ = UN/ECE level J UNOK = UN/ECE level K UNOW = UN/ECE level W UNOX = UN/ECE level X UNOY = UN/ECE level Y
0002	Syntax version number	M an1	M	*	4 = Version 4
0080	Service code list directory version number	C an..6	N		
0133	Character encoding, coded	C an..3	N		
S002	INTERCHANGE SENDER	M	M		
0004	Interchange sender identification	M an..35	M		GLN (n13)
0007	Identification code qualifier	C an..4	R	*	14 = GS1
0008	Interchange sender internal identification	C an..35	O		
0042	Interchange sender internal sub-identification	C an..35	N		
S003	INTERCHANGE RECIPIENT	M	M		
0010	Interchange recipient identification	M an..35	M		GLN (n13)
0007	Identification code qualifier	C an..4	R	*	14 = GS1
0014	Interchange recipient internal identification	C an..35	O		
0046	Interchange recipient internal sub-identification	C an..35	N		
S004	DATE AND TIME OF PREPARATION	M	M		
0017	Date	M n8	M		CCYYMMDD
0019	Time	M n4	M		HHMM
0020	Interchange control reference	M an..14	M		Unique reference identifying the interchange. Created

## 5. Segments Layout

Segment number: 2

		EDIFACT	GS1	*	Description
					by the interchange sender.
S005	RECIPIENT REFERENCE/ PASSWORD DETAILS	C	O		
0022	Recipient reference/password	Man..14	M		
0025	Recipient reference/password qualifier	C an2	O		
0026	Application reference	C an..14	O		Message identification if the interchange contains only one type of message.
0029	Processing priority code	C a1	O		A = <b>Highest priority</b>
0031	Acknowledgement request	C n1	O		1 = <b>Requested</b>
0032	Interchange agreement identifier	C an..35	O	*	EANCOM.....
0035	Test indicator	C n1	O		1 = <b>Interchange is a test</b>

### Segment Notes:

This segment is used to envelope the interchange, as well as to identify both, the party to whom the interchange is sent and the party who has sent the interchange. The principle of the UNB segment is the same as a physical envelope which covers one or more letters or documents, and which details, both the address where delivery is to take place and the address from where the envelope has come.

S001: The character encoding specified in basic code table of ISO/IEC 646 (7-bit coded character set for information interchange) shall be used for the interchange service string advice (if used) and up to and including the composite data element S001 'Syntax identifier' in the interchange header. The character repertoire used for the characters in an interchange shall be identified from the code value of data element 0001 in S001 'Syntax identifier' in the interchange header. The character repertoire identified does not apply to objects and/or encrypted data.

The default encoding technique for a particular repertoire shall be the encoding technique defined by its associated character set specification.

DE 0001: The recommended (default) character set for use in EANCOM® for international exchanges is character set A (UNOA). Should users wish to use character sets other than A, an agreement on which set to use should be reached on a bilateral basis before communications begin.

DE 0004, 0008, 0010 and 0014: Within EANCOM® the use of the Global Location Number (GLN) is recommended for the identification of the interchange sender and recipient.

DE 0008: Identification (e.g. a division) specified by the sender of the interchange, to be included if agreed, by the recipient in response interchanges, to facilitate internal routing.

DE 0014: The address for routing, provided beforehand by the interchange recipient, is used by the interchange sender to inform the recipient of the internal address, within the latter's systems, to which the interchange should be routed. It is recommended that the GLN be used for this purpose.

DE 0007: Identification (e.g. a division) specified by the recipient of the interchange, to be included if agreed, by the sender in response interchanges, to facilitate internal routing.

DE S004: The date and time specified in this composite should be the date and time at which the interchange sender prepared the interchange. This date and time may not necessarily be the same as the date and time of contained messages.

DE 0020: The interchange control reference number is generated by the interchange sender and is used to identify uniquely each interchange. Should the interchange sender wish to re-use interchange control reference numbers, it is recommended that each number be preserved for at least a period of three months before being re-used. In order to guarantee uniqueness, the interchange control reference number should always be linked to the interchange sender's identification (DE 0004).

DE S005: The use of passwords must first be agreed bilaterally by the parties exchanging the interchange.

DE 0026: This data element is used to identify the application, on the interchange recipient's system, to which the interchange is directed. This data element may only be used if the interchange contains only one type of message, (e.g. only invoices). The reference used in this data element is assigned by the interchange sender.

DE 0031: This data element is used to indicate whether an acknowledgement to the interchange is required. The EANCOM® APERAK or CONTRL message should be used to provide acknowledgement of interchange receipt. In addition, the EANCOM® CONTRL message may be used to indicate when an interchange has been rejected

## 5. Segments Layout

---

Segment number: 2

due to syntax errors.

DE 0032: This data element is used to identify any underlying agreements which control the exchange of data. Within EANCOM®, the identity of such agreements must start with the letters 'EANCOM', the remaining characters within the data element being filled according to bilateral agreements.

UNB+UNOC:4+5412345678908:14+8798765432106:14+20020102:1000+12345555+++++EANCOMREF 52'

## 5. Segments Layout

Segment number: 3

UNH - M 1 - Message header				
<p>Function:</p> <p>To head, identify and specify a message.</p> <p>Notes:</p> <p>1. Data element S009/0057 is retained for upward compatibility. The use of S016 and/or S017 is encouraged in preference.</p> <p>2. The combination of the values carried in data elements 0062 and S009 shall be used to identify uniquely the message within its group (if used) or if not used, within its interchange, for the purpose of acknowledgement.</p>				
	EDIFACT	GS1	*	Description
0062 Message reference number	M an..14	<b>M</b>		Senders unique message reference. Sequence number of messages in the interchange. DE 0062 in UNT will have the same value. Generated by the sender.
S009 MESSAGE IDENTIFIER	M	<b>M</b>		
0065 Message type	M an..6	<b>M</b>	*	PARTIN = <b>Party information message</b>
0052 Message version number	M an..3	<b>M</b>	*	D = <b>Draft version/UN/EDIFACT Directory</b>
0054 Message release number	M an..3	<b>M</b>	*	01B = <b>Release 2001 - B</b>
0051 Controlling agency, coded	M an..3	<b>M</b>	*	UN = <b>UN/CEFACT</b>
0057 Association assigned code	C an..6	<b>R</b>	*	EAN009 = <b>GS1 version control number (GS1 Permanent Code)</b> Indicates that the message is the EANCOM version 009 of the UNSM Party information.
0110 Code list directory version number	C an..6	<b>O</b>		This data element can be used to identify the codelist agreed by the interchange partners, e.g. EAN001 = EANCOM 2002 S4 codelist released on 01.12.2002 by GS1.
0113 Message type sub-function identification	C an..6	<b>N</b>		
0068 Common access reference	C an..35	<b>N</b>		
S010 STATUS OF THE TRANSFER	C	<b>N</b>		
0070 Sequence of transfers	M n..2			
0073 First and last transfer	C a1			
S016 MESSAGE SUBSET IDENTIFICATION	C	<b>N</b>		
0115 Message subset identification	M an..14			
0116 Message subset version number	C an..3			
0118 Message subset release number	C an..3			
0051 Controlling agency, coded	C an..3			
S017 MESSAGE IMPLEMENTATION GUIDELINE IDENTIFICATION	C	<b>N</b>		
0121 Message implementation guideline identification	M an..14			
0122 Message implementation guideline version number	C an..3			

## 5. Segments Layout

---

Segment number: 3

		EDIFACT	GS1	*	Description
0124	Message implementation guideline release number	C an..3			
0051	Controlling agency, coded	C an..3			
S018	SCENARIO IDENTIFICATION	C	<b>N</b>		
0127	Scenario identification	M an..14			
0128	Scenario version number	C an..3			
0130	Scenario release number	C an..3			
0051	Controlling agency, coded	C an..3			

### Segment Notes:

This segment is used to head, identify and specify a message.

DE'S 0065, 0052, 0054, and 0051: Indicate that the message is a UNSM Party Information message based on the D.01B directory under the control of the United Nations.

### Example:

UNH+ME000001+PARTIN:D:01B:UN:EAN008'

## 5. Segments Layout

Segment number: 4

<b>BGM</b> - M 1 - Beginning of message				
Function: To indicate the type and function of a message and to transmit the identifying number.				
	EDIFACT	GS1	*	Description
C002 DOCUMENT/MESSAGE NAME	C	R		
1001 Document name code	C an..3	R	*	10 = <b>Party information</b>
1131 Code list identification code	C an..17	N		
3055 Code list responsible agency code	C an..3	N		
1000 Document name	C an..35	O		
C106 DOCUMENT/MESSAGE IDENTIFICATION	C	R		
1004 Document identifier	C an..35	R		Party Information Number assigned by the document sender. For global unique identification of documents Global Document Type Identifier (GDTI) is available.
1056 Version identifier	C an..9	N		
1060 Revision identifier	C an..6	N		
1225 Message function code	C an..3	R	*	<p>1 = <b>Cancellation</b>  2 = <b>Addition</b>  3 = <b>Deletion</b>  4 = <b>Change</b>  5 = <b>Replace</b>  6 = <b>Confirmation</b>  9 = <b>Original</b></p> <p>The message function, coded is a critical data element in this segment. It applies to all transactions indicated in the message. The following definitions apply to the restricted codes :</p> <p>1 = Cancellation : This code is used to cancel an entire previous message identified in the RFF segment.</p> <p>2 = Addition : This code is used for new parties or for providing information about existing parties for the first time to the trading partner.</p> <p>3 = Deletion - This code is used to delete party records from a trading partner's database.</p> <p>4 = Change : This code is used to modify any information relevant to the parties already known by the trading partner. Only the segments containing modified information need to be sent. All previously sent data in a modified segment must be provided. All occurrences (repetitions) of a modified segment must be provided (whether modified or not).</p> <p>5 = Replace - To replace a previously sent message identified in the RFF segment of the heading section.</p> <p>6 = Confirmation : This code is used when party information is sent again for confirmation purposes.</p> <p>9 = Original - An original transmission of a party information message.</p>
4343 Response type code	C an..3	N		

## 5. Segments Layout

---

Segment number: 4

**Segment Notes:**

This segment is used to indicate the type and function of a message and to transmit the identifying number.

Example:

BGM+10+PI4356+4'

## 5. Segments Layout

Segment number: 5

<b>DTM</b> - M 5 - Date/time/period				
Function: To specify date, and/or time, or period.				
	EDIFACT	GS1	*	Description
C507 DATE/TIME/PERIOD	M	<b>M</b>		
2005 Date or time or period function code qualifier	M an..3	<b>M</b>	*	137 = Document/message date/time 194 = Start date/time 206 = End date/time
2380 Date or time or period value	C an..35	<b>R</b>		
2379 Date or time or period format code	C an..3	<b>R</b>		102 = CCYYMMDD 718 = CCYYMMDD-CCYYMMDD
Segment Notes:  This segment is used to specify the date or period of the Party Information message. DE 2005: Identification of the 'Document/message date/time' (code value 137) is mandatory in an EANCOM message.  Example: DTM+137:20021201:102'				



## 5. Segments Layout

Segment number: 6

FII - C 10 - Financial institution information				
Function: To identify an account and a related financial institution.				
	EDIFACT	GS1	*	Description
3035 Party function code qualifier	M an..3	<b>M</b>	*	PB = <b>Paying financial institution</b> RB = <b>Receiving financial institution</b>
C078 ACCOUNT HOLDER IDENTIFICATION	C	<b>R</b>		
3194 Account holder identifier	C an..35	<b>R</b>		
3192 Account holder name	C an..35	<b>O</b>		
3192 Account holder name	C an..35	<b>O</b>		
6345 Currency identification code	C an..3	<b>O</b>		ISO 4217 three alpha
C088 INSTITUTION IDENTIFICATION	C	<b>D</b>		C088: In some countries it is possible to identify within the account number the institution name and branch. Where this is possible the composite C088 will not be required. For international transactions it is recommended that the need for composite C088 should be checked before sending the message.  When using C088 it is recommended that if data element 3433 is not used that 3432 be used, and that when data element 3434 is not used that data element 3436 be used.
3433 Institution name code	C an..11	<b>A</b>		
1131 Code list identification code	C an..17	<b>O</b>		25 = <b>Bank identification</b>
3055 Code list responsible agency code	C an..3	<b>D</b>		5 = <b>ISO (International Organization for Standardization)</b>
3434 Institution branch identifier	C an..17	<b>O</b>		
1131 Code list identification code	C an..17	<b>O</b>		25 = <b>Bank identification</b>
3055 Code list responsible agency code	C an..3	<b>D</b>		5 = <b>ISO (International Organization for Standardization)</b>
3432 Institution name	C an..70	<b>O</b>		
3436 Institution branch location name	C an..70	<b>O</b>		
3207 Country name code	C an..3	<b>O</b>		ISO 3166 two alpha code
Segment Notes: This segment is used to identify the financial institution and account details of the Party Information sender.  Example: FII+PB+1234567890+KREDBEBB:25:5'				

## 5. Segments Layout

Segment number: 7

FTX - C 5 - Free text				
Function: To provide free form or coded text information.				
	EDIFACT	GS1	*	Description
4451 Text subject code qualifier	M an..3	<b>M</b>		GEN = Entire transaction set ZZZ = Mutually defined
4453 Free text function code	C an..3	<b>O</b>	*	1 = Text for subsequent use
C107 TEXT REFERENCE	C	<b>D</b>		This composite is only used when trading partners have agreed to use mutually defined code values.
4441 Free text value code	M an..17	<b>M</b>		001 = Standard text between trading partners
1131 Code list identification code	C an..17	<b>O</b>		
3055 Code list responsible agency code	C an..3	<b>D</b>		91 = Assigned by supplier or supplier's agent 92 = Assigned by buyer or buyer's agent
C108 TEXT LITERAL	C	<b>D</b>		This composite is only used if coded text can not be used.
4440 Free text value	M an..512	<b>M</b>		
4440 Free text value	C an..512	<b>O</b>		
4440 Free text value	C an..512	<b>O</b>		
4440 Free text value	C an..512	<b>O</b>		
4440 Free text value	C an..512	<b>O</b>		
3453 Language name code	C an..3	<b>D</b>		ISO 639 two alpha code This data element is only used when non coded free text has been provided in data element C108.
4447 Free text format code	C an..3	<b>N</b>		
<p>Segment Notes:</p> <p>This segment is used to provide free or coded text information related to the complete party information message.</p> <p>Use of this segment is not recommended in free form since it inhibits automatic processing of the party information. Coded references to standard texts is an available functionality which enables automatic processing and reduces transmission overheads.</p> <p>Standard texts should be mutually defined among trading partners and can be used to cover legal and other requirements.</p> <p>Example:  (E.g. standard text 001 = This confirms our previous transmissions).  FTX+GEN+1+001::91'</p>				

## 5. Segments Layout

Segment number: 8

<b>SG1</b> - C 5 - RFF-DTM				
<b>RFF</b> - M 1 - Reference				
Function: To specify a reference.				
	EDIFACT	GS1	*	Description
C506 REFERENCE	M	M		
1153 Reference code qualifier	M an..3	M	*	ASG = Party information message reference ASO = Password The code ASG is used when identifying a previous PARTIN message.
1154 Reference identifier	C an..70	R		
1156 Document line identifier	C an..6	N		
4000 Reference version identifier	C an..35	N		
1060 Revision identifier	C an..6	N		
Segment Notes: This segment is used to give references.  Example: RFF+ASG:9888112'				

## 5. Segments Layout

Segment number: 9

<b>SG1</b>	- C	5 - RFF-DTM
<b>DTM</b>	- C	1 - Date/time/period

Function:  
To specify date, and/or time, or period.

		EDIFACT	GS1	*	Description
C507	DATE/TIME/PERIOD	M	<b>M</b>		
2005	Date or time or period function code qualifier	M an..3	<b>M</b>	*	171 = <b>Reference date/time</b>
2380	Date or time or period value	C an..35	<b>R</b>		
2379	Date or time or period format code	C an..3	<b>R</b>		102 = <b>CCYYMMDD</b> 718 = <b>CCYYMMDD-CCYYMMDD</b>

Segment Notes:  
This segment is used to indicate dates related to the references specified in the preceding RFF segment.  
  
Example:  
DTM+171:20020101:102'

## 5. Segments Layout

Segment number: 10

<b>SG2</b>	- C	2 - NAD-SG3			
<b>NAD</b>	- M	1 - Name and address			
Function:					
To specify the name/address and their related function, either by C082 only and/or unstructured by C058 or structured by C080 thru 3207.					
		EDIFACT	GS1	*	Description
3035	Party function code qualifier	M an..3	<b>M</b>		FR = <a href="#">Message from</a> MR = <a href="#">Message recipient</a>
C082	PARTY IDENTIFICATION DETAILS	C	<b>A</b>		
3039	Party identifier	M an..35	<b>M</b>		For identification of parties it is recommended to use GLN - Format n13.
1131	Code list identification code	C an..17	<b>N</b>		
3055	Code list responsible agency code	C an..3	<b>R</b>	*	9 = <b>GS1</b>
C058	NAME AND ADDRESS	C	<b>O</b>		This composite may only be used to fulfill the requirements of directive 2003/58/EC, article 4.
3124	Name and address description	M an..35	<b>M</b>		
3124	Name and address description	C an..35	<b>O</b>		
3124	Name and address description	C an..35	<b>O</b>		
3124	Name and address description	C an..35	<b>O</b>		
3124	Name and address description	C an..35	<b>O</b>		
C080	PARTY NAME	C	<b>D</b>		
3036	Party name	M an..35	<b>M</b>		Party Name in clear text.
3036	Party name	C an..35	<b>O</b>		
3036	Party name	C an..35	<b>O</b>		
3036	Party name	C an..35	<b>O</b>		
3036	Party name	C an..35	<b>O</b>		
3045	Party name format code	C an..3	<b>O</b>		
C059	STREET	C	<b>D</b>		
3042	Street and number or post office box identifier	M an..35	<b>M</b>		Building Name/Number and Street Name
3042	Street and number or post office box identifier	C an..35	<b>O</b>		
3042	Street and number or post office box identifier	C an..35	<b>O</b>		
3042	Street and number or post office box identifier	C an..35	<b>O</b>		
3164	City name	C an..35	<b>D</b>		City/Town, clear text
C819	COUNTRY SUB-ENTITY DETAILS	C	<b>D</b>		
3229	Country sub-entity name code	C an..9	<b>O</b>		
1131	Code list identification code	C an..17	<b>O</b>		
3055	Code list responsible agency code	C an..3	<b>O</b>		

## 5. Segments Layout

---

Segment number: 10

	EDIFACT	GS1	*	Description
3228 Country sub-entity name	C an..70	<b>O</b>		County/State, clear text.
3251 Postal identification code	C an..17	<b>D</b>		Postal Code
3207 Country name code	C an..3	<b>D</b>		ISO 3166 two alpha code

### Segment Notes:

This segment is used to identify the trading partners exchanging Party Information data. Identification of the sender and receiver is mandatory in the Party Information message.

### Example:

NAD+FR+5412345000013::9'  
NAD+MR+4012345500004::9'

### Dependency Notes:

The following composites and data elements are only used when a coded name and address can not be used.  
The affected composites and data elements are as follows:

C080 - C059 - 3164 - C819 - 3251 - 3207

## 5. Segments Layout

Segment number: 11

<b>SG2</b>	- C	2 - NAD-SG3
<b>SG3</b>	- C	5 - CTA-COM
<b>CTA</b>	- M	1 - Contact information

Function:

To identify a person or a department to whom communication should be directed.

		EDIFACT	GS1	*	Description
3139	Contact function code	C an..3	<b>R</b>		AD = <a href="#">Accounting contact</a> IC = <a href="#">Information contact</a> OC = <a href="#">Order contact</a>
C056	DEPARTMENT OR EMPLOYEE DETAILS	C	<b>O</b>		
3413	Department or employee name code	C an..17	<b>O</b>		
3412	Department or employee name	C an..35	<b>O</b>		

Segment Notes:

This segment is used to identify a department and person within the party specified in the previous NAD segment.

Example:

CTA+AD+:DAVID BOYD'

## 5. Segments Layout

Segment number: 12

<b>SG2</b>	- C	2 - NAD-SG3
<b>SG3</b>	- C	5 - CTA-COM
<b>COM</b>	- C	5 - Communication contact
Function: To identify a communication number of a department or a person to whom communication should be directed.		
	EDIFACT	GS1 * Description
C076 COMMUNICATION CONTACT	M	<b>M</b>
3148 Communication address identifier	Man..512	<b>M</b>
3155 Communication address code qualifier	Man..3	<b>M</b> AO = <a href="#">Uniform Resource Location (URL)</a> EM = <a href="#">Electronic mail</a> TE = <a href="#">Telephone</a>
Segment Notes: This segment is used to identify the communications number and the type of communications used for the person or department identified in the CTA segment.  Example: COM+00322256541:TE'		



## 5. Segments Layout

---

Segment number: 13

<b>UNS</b> - M 1 - Section control				
Function: To separate header, detail and summary sections of a message.				
Notes: To be used by message designers only when required to avoid ambiguities.				
	EDIFACT	GS1	*	Description
0081 Section identification	M a1	M	*	D = <b>Header/detail section separation</b>
Segment Notes: This segment marks the end of the header information and the beginning of the details information.				
Example: UNS+D'				

## 5. Segments Layout

Segment number: 14

<b>SG4</b>	- C	200000	- NAD-DTM-FII-IDE-FTX-TAX-HYN-SG5-SG6-SG7-SG8-SG9-SG10-SG12-SG13
<b>NAD</b>	- M	1	- Name and address
Function: To specify the name/address and their related function, either by C082 only and/or unstructured by C058 or structured by C080 thru 3207.			
	EDIFACT	GS1	* Description
3035 Party function code qualifier	M an..3	<b>M</b>	BY = Buyer DFZ = Article information responsible party DGA = Price information responsible party DGB = Invoice processing party DP = Delivery party IPA = Party information party (GS1 Temporary Code) IV = Invoicee SN = Store number SR = Supplier's agent/representative SU = Supplier X48 = Corporate identity (GS1 Temporary Code)
C082 PARTY IDENTIFICATION DETAILS	C	<b>A</b>	
3039 Party identifier	M an..35	<b>M</b>	For identification of parties it is recommended to use GLN - Format n13.
1131 Code list identification code	C an..17	<b>N</b>	
3055 Code list responsible agency code	C an..3	<b>R</b>	* 9 = <b>GS1</b>
C058 NAME AND ADDRESS	C	<b>O</b>	This composite may only be used to fulfill the requirements of directive 2003/58/EC, article 4.
3124 Name and address description	M an..35	<b>M</b>	
3124 Name and address description	C an..35	<b>O</b>	
3124 Name and address description	C an..35	<b>O</b>	
3124 Name and address description	C an..35	<b>O</b>	
3124 Name and address description	C an..35	<b>O</b>	
C080 PARTY NAME	C	<b>D</b>	
3036 Party name	M an..35	<b>M</b>	Party Name in clear text.
3036 Party name	C an..35	<b>O</b>	
3036 Party name	C an..35	<b>O</b>	
3036 Party name	C an..35	<b>O</b>	
3036 Party name	C an..35	<b>O</b>	
3036 Party name	C an..35	<b>O</b>	
3045 Party name format code	C an..3	<b>O</b>	
C059 STREET	C	<b>D</b>	
3042 Street and number or post office box identifier	M an..35	<b>M</b>	Building Name/Number and Street Name
3042 Street and number or post office box identifier	C an..35	<b>O</b>	
3042 Street and number or post office box identifier	C an..35	<b>O</b>	

## 5. Segments Layout

Segment number: 14

		EDIFACT	GS1	*	Description
3042	Street and number or post office box identifier	C an..35	<b>O</b>		
3164	City name	C an..35	<b>D</b>		City/Town name, clear text
C819	COUNTRY SUB-ENTITY DETAILS	C	<b>D</b>		
3229	Country sub-entity name code	C an..9	<b>O</b>		
1131	Code list identification code	C an..17	<b>O</b>		
3055	Code list responsible agency code	C an..3	<b>O</b>		
3228	Country sub-entity name	C an..70	<b>O</b>		County/State, clear text.
3251	Postal identification code	C an..17	<b>D</b>		Postal Code
3207	Country name code	C an..3	<b>D</b>		ISO 3166 two alpha code

### Segment Notes:

This segment is used to specify the party being identified. Identification of at least one party is mandatory in this segment as the NAD segment at detail level is the trigger segment to the detail information.

### Example:

NAD+BY+4012345500004::9++GS1+Avenue Louise 326+BRUXELLES++B-1050+BE'

### Dependency Notes:

The following composites and data elements are only used when a coded name and address can not be used.  
The affected composites and data elements are as follows:  
C080 - C059 - 3164 - C819 - 3251 - 3207

## 5. Segments Layout

Segment number: 15

<b>SG4</b> - C 200000 - NAD-DTM-FII-IDE-FTX-TAX-HYN-SG5-SG6-SG7-SG8-SG9-SG10-SG12-SG13				
<b>DTM</b> - C 5 - Date/time/period				
Function: To specify date, and/or time, or period.				
	EDIFACT	GS1	*	Description
C507 DATE/TIME/PERIOD	M	M		
2005 Date or time or period function code qualifier	M an..3	M		194 = <a href="#">Start date/time</a> 206 = <a href="#">End date/time</a>
2380 Date or time or period value	C an..35	R		
2379 Date or time or period format code	C an..3	R		102 = <a href="#">CCYYMMDD</a> 203 = <a href="#">CCYYMMDDHHMM</a> 718 = <a href="#">CCYYMMDD-CCYYMMDD</a>
Segment Notes:  This segment is used to specify any dates or times associated with the party identified in the previous NAD segment.  Example: DTM+194:20020101:102'				

## 5. Segments Layout

Segment number: 16

<b>SG4</b>	- C	200000	- NAD-DTM-FII-IDE-FTX-TAX-HYN-SG5-SG6-SG7-SG8-SG9-SG10-SG12-SG13		
<b>FII</b>	- C	10	- Financial institution information		
Function: To identify an account and a related financial institution.					
		EDIFACT	GS1	*	Description
3035	Party function code qualifier	M an..3	M		PB = <a href="#">Paying financial institution</a> RB = <a href="#">Receiving financial institution</a>
C078	ACCOUNT HOLDER IDENTIFICATION	C	R		
3194	Account holder identifier	C an..35	R		
3192	Account holder name	C an..35	O		
3192	Account holder name	C an..35	N		
6345	Currency identification code	C an..3	O		ISO 4217 three alpha code
C088	INSTITUTION IDENTIFICATION	C	D		In some countries it is possible to identify within the account number the institution name and branch. Where this is possible the composite C088 will not be required. For international transactions it is recommended that the need for composite C088 should be checked before sending the message.  When using C088 it is recommended that if data element 3433 is not used that 3432 be used, and that when data element 3434 is not used that data element 3436 be used.
3433	Institution name code	C an..11	A		
1131	Code list identification code	C an..17	O		25 = <a href="#">Bank identification</a>
3055	Code list responsible agency code	C an..3	D		5 = <a href="#">ISO (International Organization for Standardization)</a>
3434	Institution branch identifier	C an..17	O		
1131	Code list identification code	C an..17	O		25 = <a href="#">Bank identification</a>
3055	Code list responsible agency code	C an..3	D		5 = <a href="#">ISO (International Organization for Standardization)</a>
3432	Institution name	C an..70	O		
3436	Institution branch location name	C an..70	O		
3207	Country name code	C an..3	O		ISO 3166 two alpha code
Segment Notes: This segment is used to identify the financial institution and account details of the Party identified in the preceding NAD segment.  Example: FII+PB+1234567890+KREDBEBB:25:5'					

## 5. Segments Layout

Segment number: 17

<b>SG4</b> - C 200000 - NAD-DTM-FII-IDE-FTX-TAX-HYN-SG5-SG6-SG7-SG8-SG9-SG10-SG12-SG13				
<b>IDE</b> - C 9 - Identity				
Function: To identify an object.				
	EDIFACT	GS1	*	Description
7495 Object type code qualifier	M an..3	<b>M</b>		Code giving the party identification. BY = Buyer (GS1 Permanent Code) CO = Corporate office (GS1 Permanent Code) DP = Delivery party (GS1 Permanent Code) II = Issuer of invoice (GS1 Permanent Code) IV = Invoicee (GS1 Permanent Code) NFP = No function priority allocated (GS1 Permanent Code) OB = Ordered by (GS1 Permanent Code) PE = Payee (GS1 Permanent Code) PR = Payer (GS1 Permanent Code) QP = Quotation party (GS1 Permanent Code) SE = Seller (GS1 Permanent Code) SF = Ship from (GS1 Permanent Code) SH = Shipper (GS1 Permanent Code) ST = Ship to (GS1 Permanent Code) SU = Supplier (GS1 Permanent Code) X48 = Corporate identity (GS1 Permanent Code)
C206 IDENTIFICATION NUMBER	C	<b>N</b>		
7402 Object identifier	M an..35			
7405 Object identification code qualifier	C an..3			
4405 Status description code	C an..3			
C082 PARTY IDENTIFICATION DETAILS	C	<b>O</b>		
3039 Party identifier	M an..35	<b>M</b>		For identification of parties it is recommended to use GLN - Format n13.
1131 Code list identification code	C an..17	<b>N</b>		
3055 Code list responsible agency code	C an..3	<b>R</b>	*	9 = <b>GS1</b>
4405 Status description code	C an..3	<b>O</b>		
1222 Configuration level number	C n..2	<b>O</b>		
C778 POSITION IDENTIFICATION	C	<b>O</b>		
7164 Hierarchical structure level identifier	C an..35	<b>O</b>		
1050 Sequence position identifier	C an..10	<b>O</b>		
C240 PRODUCT CHARACTERISTIC	C	<b>N</b>		
7037 Characteristic description code	M an..17			
1131 Code list identification code	C an..17			
3055 Code list responsible agency code	C an..3			

## 5. Segments Layout

---

Segment number: 17

	EDIFACT	GS1	*	Description
7036 Characteristic description	C an..35			
7036 Characteristic description	C an..35			
<p>Segment Notes:</p> <p>This segment is used to provide additional/alternative identification of the function(s) within the party specified in the previous NAD segment.</p> <p>Example: IDE+0B++4012345500004::9'</p>				

## 5. Segments Layout

Segment number: 18

<b>SG4</b>	- C	200000	- NAD-DTM-FII-IDE-FTX-TAX-HYN-SG5-SG6-SG7-SG8-SG9-SG10-SG12-SG13
<b>FTX</b>	- C	9	- Free text
Function: To provide free form or coded text information.			
	EDIFACT	GS1	* Description
4451 Text subject code qualifier	M an..3	<b>M</b>	AIQ = <a href="#">Party information</a>
4453 Free text function code	C an..3	<b>O</b>	* 1 = <a href="#">Text for subsequent use</a>
C107 TEXT REFERENCE	C	<b>D</b>	This composite is only used when trading partners have agreed to use mutually defined code values.
4441 Free text value code	M an..17	<b>M</b>	001 = Standard text between trading partners
1131 Code list identification code	C an..17	<b>O</b>	
3055 Code list responsible agency code	C an..3	<b>D</b>	91 = <a href="#">Assigned by supplier or supplier's agent</a> 92 = <a href="#">Assigned by buyer or buyer's agent</a>
C108 TEXT LITERAL	C	<b>D</b>	This composite is only used if coded text can not be used.
4440 Free text value	M an..512	<b>M</b>	
4440 Free text value	C an..512	<b>O</b>	
4440 Free text value	C an..512	<b>O</b>	
4440 Free text value	C an..512	<b>O</b>	
4440 Free text value	C an..512	<b>O</b>	
3453 Language name code	C an..3	<b>D</b>	ISO 639 two alpha code This data element is only used when non coded free text has been provided in data element C108.
4447 Free text format code	C an..3	<b>N</b>	
<p>Segment Notes:</p> <p>This segment is used to provide free or coded text information related to the current party. Use of this segment is not recommended in free form since it inhibits automatic processing of the party information. Coded references to standard texts is an available functionality which enables automatic processing and reduces transmission overheads. Standard texts should be mutually defined among trading partners and can be used to cover legal and other requirements.</p> <p>Example:  FTX+AIQ+1+001::91'  (E.g. standard text 001 = This confirms our previous transmissions).</p>			



## 5. Segments Layout

Segment number: 19

<b>SG4</b> - C 200000 - NAD-DTM-FII-IDE-FTX-TAX-HYN-SG5-SG6-SG7-SG8-SG9-SG10-SG12-SG13				
<b>TAX</b> - C 9 - Duty/tax/fee details				
Function: To specify relevant duty/tax/fee information.				
	EDIFACT	GS1	*	Description
5283 Duty or tax or fee function code qualifier	M an..3	<b>M</b>		5 = Customs duty 7 = Tax
C241 DUTY/TAX/FEE TYPE	C	<b>D</b>		
5153 Duty or tax or fee type name code	C an..3	<b>O</b>		GST = Goods and services tax VAT = Value added tax
1131 Code list identification code	C an..17	<b>O</b>		
3055 Code list responsible agency code	C an..3	<b>D</b>		
5152 Duty or tax or fee type name	C an..35	<b>O</b>		
C533 DUTY/TAX/FEE ACCOUNT DETAIL	C	<b>O</b>		
5289 Duty or tax or fee account code	M an..6	<b>M</b>		
1131 Code list identification code	C an..17	<b>O</b>		
3055 Code list responsible agency code	C an..3	<b>D</b>		
5286 Duty or tax or fee assessment basis value	C an..15	<b>O</b>		
C243 DUTY/TAX/FEE DETAIL	C	<b>A</b>		
5279 Duty or tax or fee rate code	C an..7	<b>O</b>		
1131 Code list identification code	C an..17	<b>O</b>		
3055 Code list responsible agency code	C an..3	<b>D</b>		
5278 Duty or tax or fee rate	C an..17	<b>R</b>		The actual rate of tax/duty.
5273 Duty or tax or fee rate basis code	C an..12	<b>O</b>		
1131 Code list identification code	C an..17	<b>O</b>		
3055 Code list responsible agency code	C an..3	<b>D</b>		
5305 Duty or tax or fee category code	C an..3	<b>D</b>		A = Mixed tax rate E = Exempt from tax S = Standard rate
3446 Party tax identifier	C an..20	<b>O</b>		
1227 Calculation sequence code	C an..3	<b>N</b>		
Segment Notes:  This TAX segment is used to indicate the usual tax situation for the enterprise identified in the previous NAD segment.  Example: TAX+7+VAT+++:::21+S'				
Dependency Notes:				

## **5. Segments Layout**

---

Segment number: 19

DE C241 and 5305: Tax types and categories will vary from country to country. They should be defined by national guidelines.
--

## 5. Segments Layout

Segment number: 20

<b>SG4</b>	- C	200000	- NAD-DTM-FII-IDE-FTX-TAX-HYN-SG5-SG6-SG7-SG8-SG9-SG10-SG12-SG13		
<b>HYN</b>	- C	9	- Hierarchy information		
Function: A segment to identify hierarchical connections from a given item to a higher or lower levelled item or to identify dependencies among the content of hierarchically related groups of data.					
		EDIFACT	GS1	*	Description
7173	Hierarchy object code qualifier	M an..3	<b>M</b>	*	PA = <a href="#">Party or location hierarchy link (GS1 Temporary Code)</a>
7171	Hierarchical structure relationship code	C an..3	<b>R</b>		1 = <a href="#">Parent</a> 2 = <a href="#">Child</a> This data element is used to indicate whether the identifier (DE 7140) specified in this segment is a parent or child party of the current party.
1229	Action request/notification description code	C an..3	<b>A</b>		
C212	ITEM NUMBER IDENTIFICATION	C	<b>R</b>		
7140	Item identifier	C an..35	<b>R</b>		GLN - format n13
7143	Item type identification code	C an..3	<b>R</b>	*	GLN = <a href="#">Global Location Number (GS1 Temporary Code)</a>
1131	Code list identification code	C an..17	<b>N</b>		
3055	Code list responsible agency code	C an..3	<b>R</b>	*	9 = <a href="#">GS1</a>
7166	Hierarchical structure parent identifier	C an..35	<b>N</b>		
Segment Notes: This segment is used to provide hierarchical connections from the current party to a higher or lower level party.  Example: HYN+PA+1++5410013111009:GLN::9' This example indicates that the GLN 5410013111009 is a parent in the party hierarchy to the GLN 5412345123453 identified in the NAD segment.					

## 5. Segments Layout

Segment number: 21

<b>SG4</b>	- C	200000 - NAD-DTM-FII-IDE-FTX-TAX-HYN-SG5-SG6-SG7-SG8-SG9-SG10-SG12-SG13
<b>SG5</b>	- C	99 - LOC
<b>LOC</b>	- M	1 - Place/location identification

Function:

To identify a place or a location and/or related locations.

		EDIFACT	GS1	*	Description
3227	Location function code qualifier	M an..3	<b>M</b>	*	7 = <b>Place of delivery</b>
C517	LOCATION IDENTIFICATION	C	<b>N</b>		
3225	Location name code	C an..25			
1131	Code list identification code	C an..17			
3055	Code list responsible agency code	C an..3			
3224	Location name	C an..256			
C519	RELATED LOCATION ONE IDENTIFICATION	C	<b>O</b>		
3223	First related location name code	C an..25	<b>R</b>	*	LATDMS = <b>Latitude DMS (GS1 Permanent Code)</b> LATDEC = <b>Latitude DEC (GS1 Permanent Code)</b>
1131	Code list identification code	C an..17	<b>O</b>		
3055	Code list responsible agency code	C an..3	<b>R</b>	*	9 = <b>GS1</b>
3222	First related location name	C an..70	<b>O</b>		
C553	RELATED LOCATION TWO IDENTIFICATION	C	<b>O</b>		
3233	Second related location name code	C an..25	<b>R</b>	*	LONDEC = <b>Longitude DEC (GS1 Permanent Code)</b> LONDMS = <b>Longitude DMS (GS1 Permanent Code)</b>
1131	Code list identification code	C an..17	<b>O</b>		
3055	Code list responsible agency code	C an..3	<b>R</b>	*	9 = <b>GS1</b>
3232	Second related location name	C an..70	<b>C</b>		
5479	Relation code	C an..3	<b>N</b>		

Segment Notes:

This segment is used to identify the location via geographical coordinates when no addresses or GLN already exists (road under construction, building sector, etc...).

LOC+7++LATDMS::9:503509N+LONDMS::9:0053611E'

LOC+7++LATDEC::9:50.5861N+LONDEC::9:005.6033E'

## 5. Segments Layout

Segment number: 22

<b>SG4</b>	- C	200000	- NAD-DTM-FII-IDE-FTX-TAX-HYN-SG5-SG6-SG7-SG8-SG9-SG10-SG12-SG13		
<b>SG6</b>	- C	15	- RFF-DTM		
<b>RFF</b>	- M	1	- Reference		
Function: To specify a reference.					
		EDIFACT	GS1	*	Description
C506	REFERENCE	M	<b>M</b>		
1153	Reference code qualifier	M an..3	<b>M</b>		AQQ = <a href="#">Activite Principale Exercee (APE) identifier</a> AVG = <a href="#">Slaughterhouse approval number</a> AVH = <a href="#">Meat cutting plant approval number</a> CR = <a href="#">Customer reference number</a> CT = <a href="#">Contract number</a> FC = <a href="#">Fiscal number</a> GN = <a href="#">Government reference number</a> IP = <a href="#">Import licence number</a> PL = <a href="#">Price list number</a> VA = <a href="#">VAT registration number</a> XA = <a href="#">Company/place registration number</a> YC1 = <a href="#">Additional party identification (GS1 Temporary Code)</a>
1154	Reference identifier	C an..70	<b>R</b>		
1156	Document line identifier	C an..6	<b>N</b>		
4000	Reference version identifier	C an..35	<b>N</b>		
1060	Revision identifier	C an..6	<b>N</b>		
Segment Notes: This segment is used to specify any references which are particular to the party identified in the preceding NAD segment, e.g., VAT registration number.  Example: RFF+VA:4568112'					

## 5. Segments Layout

Segment number: 23

<b>SG4</b>	- C	200000 - NAD-DTM-FII-IDE-FTX-TAX-HYN-SG5-SG6-SG7-SG8-SG9-SG10-SG12-SG13
<b>SG6</b>	- C	15 - RFF-DTM
<b>DTM</b>	- C	1 - Date/time/period

Function:

To specify date, and/or time, or period.

	EDIFACT	GS1	*	Description	
C507	DATE/TIME/PERIOD	M	<b>M</b>		
2005	Date or time or period function code qualifier	M an..3	<b>M</b>	*	171 = Reference date/time
2380	Date or time or period value	C an..35	<b>R</b>		
2379	Date or time or period format code	C an..3	<b>R</b>		102 = CCYYMMDD 718 = CCYYMMDD-CCYYMMDD

Segment Notes:

This segment is used to indicate dates related to the references specified in the preceding RFF segment.

Example:

DTM+171:20020101:102'

## 5. Segments Layout

Segment number: 24

<b>SG4</b>	- C	200000	- NAD-DTM-FII-IDE-FTX-TAX-HYN-SG5-SG6-SG7-SG8-SG9-SG10-SG12-SG13		
<b>SG7</b>	- C	5	- CTA-COM		
<b>CTA</b>	- M	1	- Contact information		
Function:					
To identify a person or a department to whom communication should be directed.					
		EDIFACT	GS1	*	Description
3139	Contact function code	C an..3	<b>R</b>		OC = <a href="#">Order contact</a> SA = <a href="#">Sales administration</a>
C056	DEPARTMENT OR EMPLOYEE DETAILS	C	<b>O</b>		
3413	Department or employee name code	C an..17	<b>O</b>		
3412	Department or employee name	C an..35	<b>O</b>		
Segment Notes:					
This segment is used to identify a contact department and/or person within the party specified in the previous NAD segment.					
Example:					
CTA+SA+:D BOWLES'					

## 5. Segments Layout

Segment number: 25

<b>SG4</b>	- C	200000 - NAD-DTM-FII-IDE-FTX-TAX-HYN-SG5-SG6-SG7-SG8-SG9-SG10-SG12-SG13
<b>SG7</b>	- C	5 - CTA-COM
<b>COM</b>	- C	5 - Communication contact
Function: To identify a communication number of a department or a person to whom communication should be directed.		
	EDIFACT	GS1 * Description
C076 COMMUNICATION CONTACT	M	<b>M</b>
3148 Communication address identifier	M an..512	<b>M</b>
3155 Communication address code qualifier	M an..3	<b>M</b> AO = <a href="#">Uniform Resource Location (URL)</a> EM = <a href="#">Electronic mail</a> TE = <a href="#">Telephone</a>
Segment Notes: This segment is used to identify the communications number and the type of communications used for the person or department identified in the CTA segment.  Example: COM+00322256631:FX'		



## 5. Segments Layout

Segment number: 26

<b>SG4</b>	- C	200000	- NAD-DTM-FII-IDE-FTX-TAX-HYN-SG5-SG6-SG7-SG8-SG9-SG10-SG12-SG13		
<b>SG8</b>	- C	10	- SCC-DTM		
<b>SCC</b>	- M	1	- Scheduling conditions		
Function: To specify scheduling conditions.					
		EDIFACT	GS1	*	Description
4017	Delivery plan commitment level code	M an..3	<b>M</b>		1 = <a href="#">Firm</a> 4 = <a href="#">Planning/forecast</a>
4493	Delivery instruction code	C an..3	<b>O</b>		DA = <a href="#">Do not deliver after</a> DB = <a href="#">Do not deliver before</a>
C329	PATTERN DESCRIPTION	C	<b>O</b>		
2013	Frequency code	C an..3	<b>O</b>		M = <a href="#">Monthly (calendar months)</a> Q = <a href="#">Quarterly (calendar quarters)</a> S = <a href="#">Semi-annually (calendar year)</a> W = <a href="#">Weekly</a> Y = <a href="#">Daily</a>
2015	Despatch pattern code	C an..3	<b>O</b>		10 = <a href="#">Monday through Friday</a> 11 = <a href="#">Monday through Saturday</a> 12 = <a href="#">Monday through Sunday</a> 13 = <a href="#">Monday</a> 14 = <a href="#">Tuesday</a> 15 = <a href="#">Wednesday</a> 16 = <a href="#">Thursday</a> 17 = <a href="#">Friday</a>
2017	Despatch pattern timing code	C an..3	<b>O</b>		D = <a href="#">A.M.</a> E = <a href="#">P.M.</a> H = <a href="#">24 hour clock</a>
Segment Notes: This segment is used to indicate any delivery schedules for the current party.  Example: SCC+1++W:14:D' Firm schedule, every Tuesday morning.					

## 5. Segments Layout

Segment number: 27

<b>SG4</b>	- C	200000	- NAD-DTM-FII-IDE-FTX-TAX-HYN-SG5-SG6-SG7-SG8-SG9-SG10-SG12-SG13
<b>SG8</b>	- C	10	- SCC-DTM
<b>DTM</b>	- C	2	- Date/time/period

Function:  
To specify date, and/or time, or period.

		EDIFACT	GS1	*	Description
C507	DATE/TIME/PERIOD	M	<b>M</b>		
2005	Date or time or period function code qualifier	M an..3	<b>M</b>	*	2 = Delivery date/time, requested 4 = Order date/time 63 = Delivery date/time, latest 64 = Delivery date/time, earliest
2380	Date or time or period value	C an..35	<b>R</b>		
2379	Date or time or period format code	C an..3	<b>R</b>		102 = CCYYMMDD 401 = HHMM 501 = HHMMHHMM 718 = CCYYMMDD-CCYYMMDD

Segment Notes:  
  
This segment is used to indicate date/time information relevant to the delivery schedule provided in the SCC segment.  
  
Example:  
DTM+2:20020120:102'

## 5. Segments Layout

Segment number: 28

<b>SG4</b>	- C	200000	- NAD-DTM-FII-IDE-FTX-TAX-HYN-SG5-SG6-SG7-SG8-SG9-SG10-SG12-SG13
<b>SG9</b>	- C	1	- TOD-LOC
<b>TOD</b>	- M	1	- Terms of delivery or transport

Function:  
To specify terms of delivery or transport.

		EDIFACT	GS1	*	Description
4055	Delivery or transport terms function code	C an..3	<b>R</b>		3 = Price and despatch condition 6 = Delivery condition
4215	Transport charges payment method code	C an..3	<b>O</b>		DF = Defined by buyer and supplier PC = Prepaid but charged to customer
C100	TERMS OF DELIVERY OR TRANSPORT	C	<b>A</b>		
4053	Delivery or transport terms description code	C an..3	<b>R</b>		INCOTERMS (See EANCOM Codes Set) If INCOTERMS are applicable, then DE 3055 has to contain code value "9" and DE 1131 must be used.
1131	Code list identification code	C an..17	<b>D</b>		
3055	Code list responsible agency code	C an..3	<b>D</b>		
4052	Delivery or transport terms description	C an..70	<b>O</b>		
4052	Delivery or transport terms description	C an..70	<b>O</b>		

Segment Notes:  
This segment is used to specify the terms of delivery for the specified location in the previous NAD segment.  
  
Example:  
TOD+3++CIF:2E:9'

Dependency Notes:  
Data elements 1131 and 3055 are only used if specific terms of delivery codes, which are outside those recommended by EDIFACT, are being used.

## 5. Segments Layout

Segment number: 29

<b>SG4</b>	- C	200000	- NAD-DTM-FII-IDE-FTX-TAX-HYN-SG5-SG6-SG7-SG8-SG9-SG10-SG12-SG13
<b>SG9</b>	- C	1	- TOD-LOC
<b>LOC</b>	- C	1	- Place/location identification

Function:  
To identify a place or a location and/or related locations.

		EDIFACT	GS1	*	Description
3227	Location function code qualifier	M an..3	<b>M</b>		1 = Place of terms of delivery 5 = Place of departure 7 = Place of delivery
C517	LOCATION IDENTIFICATION	C	<b>A</b>		
3225	Location name code	C an..25	<b>A</b>		UN/LOCODE
1131	Code list identification code	C an..17	<b>O</b>		
3055	Code list responsible agency code	C an..3	<b>D</b>		3 = IATA (International Air Transport Association) DE 3055 must be used if DE 3225 is used and does not contain an UN/LOCODE.
3224	Location name	C an..256	<b>O</b>		
C519	RELATED LOCATION ONE IDENTIFICATION	C	<b>N</b>		
3223	First related location name code	C an..25			
1131	Code list identification code	C an..17			
3055	Code list responsible agency code	C an..3			
3222	First related location name	C an..70			
C553	RELATED LOCATION TWO IDENTIFICATION	C	<b>N</b>		
3233	Second related location name code	C an..25			
1131	Code list identification code	C an..17			
3055	Code list responsible agency code	C an..3			
3232	Second related location name	C an..70			
5479	Relation code	C an..3	<b>N</b>		

Segment Notes:  
This segment is used to identify the location where the terms of delivery apply.  
  
Example:  
LOC+1+BE-BRU'

## 5. Segments Layout

Segment number: 30

<b>SG4</b> - C 200000 - NAD-DTM-FII-IDE-FTX-TAX-HYN-SG5-SG6-SG7-SG8-SG9-SG10-SG12-SG13				
<b>SG10</b> - C 999 - PAI-PAT-CUX-DTM-PCD-MOA				
<b>PAI</b> - M 1 - Payment instructions				
Function: To specify the instructions for payment.				
	EDIFACT	GS1	*	Description
C534 PAYMENT INSTRUCTION DETAILS	M	<b>M</b>		
4439 Payment conditions code	C an..3	<b>O</b>		1 = <a href="#">Direct payment</a>
4431 Payment guarantee means code	C an..3	<b>O</b>		20 = <a href="#">Goods as security</a>
4461 Payment means code	C an..3	<b>O</b>		42 = <a href="#">Payment to bank account</a> 60 = <a href="#">Promissory note</a> 70 = <a href="#">Bill drawn by the creditor on the debtor</a> 10E = <a href="#">Payment terms defined in the Commercial Account Summary (GS1 Temporary Code)</a> 13E = <a href="#">Payment terms defined in consolidated invoice (GS1 Temporary Code)</a>
1131 Code list identification code	C an..17	<b>O</b>		
3055 Code list responsible agency code	C an..3	<b>D</b>		
4435 Payment channel code	C an..3	<b>O</b>		
Segment Notes: A segment giving information on usual payment instructions.  PAI+1::42'				

## 5. Segments Layout

Segment number: 31

<b>SG4</b>	- C	200000	- NAD-DTM-FII-IDE-FTX-TAX-HYN-SG5-SG6-SG7-SG8-SG9-SG10-SG12-SG13
<b>SG10</b>	- C	999	- PAI-PAT-CUX-DTM-PCD-MOA
<b>PAT</b>	- C	1	- Payment terms basis

Function:  
To specify the payment terms basis.

Notes:  
1. This segment will be removed effective with directory D.02B.

		EDIFACT	GS1	*	Description
4279	Payment terms type code qualifier	M an..3	<b>M</b>		1 = Basic 3 = Fixed date 7 = Extended 20 = Penalty terms 22 = Discount 37 = Complete payment
C110	PAYMENT TERMS	C	<b>O</b>		
4277	Payment terms description identifier	M an..17	<b>M</b>		ZZZ = Mutually defined (GS1 Temporary Code)
1131	Code list identification code	C an..17	<b>O</b>		
3055	Code list responsible agency code	C an..3	<b>D</b>		
4276	Payment terms description	C an..35	<b>O</b>		
4276	Payment terms description	C an..35	<b>O</b>		
C112	TERMS/TIME INFORMATION	C	<b>O</b>		
2475	Time reference code	M an..3	<b>M</b>		5 = Date of invoice
2009	Terms time relation code	C an..3	<b>O</b>		3 = After reference
2151	Period type code	C an..3	<b>O</b>		D = Day M = Month WD = Working days Y = Year
2152	Period count quantity	C n..3	<b>O</b>		Number of periods for payment.

Segment Notes:  
This segment specifies the usual payment terms for the enterprise identified in the previous NAD segment.

Example:  
The following example indicates basic payment terms with payment due 30 days after the reference date which is the invoice date.  
PAT+1++5:3:D:30'

## 5. Segments Layout

Segment number: 32

<b>SG4</b>	- C	200000	- NAD-DTM-FII-IDE-FTX-TAX-HYN-SG5-SG6-SG7-SG8-SG9-SG10-SG12-SG13
<b>SG10</b>	- C	999	- PAI-PAT-CUX-DTM-PCD-MOA
<b>CUX</b>	- C	2	- Currencies

Function:  
To specify currencies used in the transaction and relevant details for the rate of exchange.

	EDIFACT	GS1	*	Description
C504 CURRENCY DETAILS	C	R		
6347 Currency usage code qualifier	M an..3	M	*	2 = Reference currency
6345 Currency identification code	C an..3	R		ISO 4217 three alpha
6343 Currency type code qualifier	C an..3	R	*	4 = Invoicing currency 10 = Pricing currency 11 = Payment currency
6348 Currency rate value	C n..4	N		
C504 CURRENCY DETAILS	C	D		The second occurrence of this composite is only used if a target currency is being specified.
6347 Currency usage code qualifier	M an..3	M	*	3 = Target currency
6345 Currency identification code	C an..3	R		ISO 4217 three alpha
6343 Currency type code qualifier	C an..3	R	*	4 = Invoicing currency 10 = Pricing currency 11 = Payment currency
6348 Currency rate value	C n..4	O		
5402 Currency exchange rate	C n..12	D		The rate of exchange which applies to the currencies. The rate of exchange is only used if a target currency has been identified in the second occurrence of C504.
6341 Exchange rate currency market identifier	C an..3	N		

Segment Notes:  
This segment is used to specify usual currency applicable for the enterprise identified in the previous NAD segment.  
The CUX Segment is mandatory for international exchanges.  
When specifying Reference and Target Currencies for international trade, one occurrence of CUX is all that is required. The reference currency is identified in the first occurrence of composite C504, with the target currency specified in the second occurrence of C504. The rate of exchange between the two is detailed in DE 5402.  
The general rule for calculating the rate of exchange is as follows :  
Reference Currency multiplied by Rate = Target Currency.

Example:  
Where only the invoicing currency needs to be identified for national trade.

CUX+2:EUR:4'  
CUX+2:EUR:4+3:USD:11+0.90243'

## 5. Segments Layout

Segment number: 33

<b>SG4</b>	- C	200000	- NAD-DTM-FII-IDE-FTX-TAX-HYN-SG5-SG6-SG7-SG8-SG9-SG10-SG12-SG13
<b>SG10</b>	- C	999	- PAI-PAT-CUX-DTM-PCD-MOA
<b>DTM</b>	- C	9	- Date/time/period

Function:

To specify date, and/or time, or period.

		EDIFACT	GS1	*	Description
C507	DATE/TIME/PERIOD	M	<b>M</b>		
2005	Date or time or period function code qualifier	M an..3	<b>M</b>	*	7 = <b>Effective date/time</b> 12 = <b>Terms discount due date/time</b> 13 = <b>Terms net due date</b> 209 = <b>Value date</b> 326 = <b>Charge period</b>
2380	Date or time or period value	C an..35	<b>R</b>		
2379	Date or time or period format code	C an..3	<b>R</b>		102 = <b>CCYYMMDD</b> 718 = <b>CCYYMMDD-CCYYMMDD</b> 804 = <b>Day</b>

Segment Notes:

This segment is used to specify any dates associated with the payment terms.

Example:

DTM+326:30:804'



## 5. Segments Layout

Segment number: 34

<b>SG4</b>	- C	200000	- NAD-DTM-FII-IDE-FTX-TAX-HYN-SG5-SG6-SG7-SG8-SG9-SG10-SG12-SG13
<b>SG10</b>	- C	999	- PAI-PAT-CUX-DTM-PCD-MOA
<b>PCD</b>	- C	9	- Percentage details

Function:  
To specify percentage information.

		EDIFACT	GS1	*	Description
C501	PERCENTAGE DETAILS	M	<b>M</b>		
5245	Percentage type code qualifier	M an..3	<b>M</b>		7 = <a href="#">Percentage of invoice</a> 12 = <a href="#">Discount</a> 15 = <a href="#">Penalty percentage</a> 16 = <a href="#">Interest percentage</a>
5482	Percentage	C n..10	<b>R</b>		
5249	Percentage basis identification code	C an..3	<b>O</b>		1 = <a href="#">Per unit</a> 13 = <a href="#">Invoice value</a>
1131	Code list identification code	C an..17	<b>O</b>		
3055	Code list responsible agency code	C an..3	<b>D</b>		
4405	Status description code	C an..3	<b>N</b>		

Segment Notes:  
  
This segment is used to specify percentages which will be allowed or charged if the invoicee pays (does not pay) to terms.  
  
Example:  
PCD+15:2.5:13'

## 5. Segments Layout

Segment number: 35

SG4

- C

200000

- NAD-DTM-FII-IDE-FTX-TAX-HYN-SG5-SG6-SG7-SG8-SG9-SG10-SG12-SG13

SG10

- C

999

- PAI-PAT-CUX-DTM-PCD-MOA

MOA

- C

9

- Monetary amount

Function:

To specify a monetary amount.

		EDIFACT	GS1	*	Description
C516	MONETARY AMOUNT	M	M		
5025	Monetary amount type code qualifier	M an..3	M		<div>38 = Invoice item amount</div> <div>178 = Exact amount</div> <div>201 = Penalty amount</div>
5004	Monetary amount	C n..35	R		
6345	Currency identification code	C an..3	O		
6343	Currency type code qualifier	C an..3	O		
4405	Status description code	C an..3	N		

Segment Notes:

This segment is used to indicate monetary amount related to the payment conditions.

Example:

MOA+178:200'

## 5. Segments Layout

Segment number: 36

<b>SG4</b>	- C	200000	- NAD-DTM-FII-IDE-FTX-TAX-HYN-SG5-SG6-SG7-SG8-SG9-SG10-SG12-SG13		
<b>SG12</b>	- C	999	- CCI-MOA-QTY-CAV-DTM-MEA		
<b>CCI</b>	- M	1	- Characteristic/class id		
Function:					
To identify and describe a specific characteristic and its relevance for subsequent business processes.					
		EDIFACT	GS1	*	Description
7059	Class type code	C an..3	O		6 = <a href="#">Party characteristic</a>
C502	MEASUREMENT DETAILS	C	N		
6313	Measured attribute code	C an..3	O		
6321	Measurement significance code	C an..3			
6155	Non-discrete measurement name code	C an..17			
6154	Non-discrete measurement name	C an..70			
C240	PRODUCT CHARACTERISTIC	C	O		
7037	Characteristic description code	M an..17	M		This data element is used to identify the characteristics of a line item in user coded form. As no EDIFACT code list exists for this data element codes should be from the EANCOM code list or be allocated depending on the requirements of the user. Should it not be possible to provide a user code in this data element and a free form characteristic description is used in data element 7036, then it is recommended that the code value 'ZZZ' be put in data element 7037 (which is mandatory).
1131	Code list identification code	C an..17	O		
3055	Code list responsible agency code	C an..3	D		9 = <a href="#">GS1</a> 60 = <a href="#">Assigned by national trade agency</a> 91 = <a href="#">Assigned by supplier or supplier's agent</a> 92 = <a href="#">Assigned by buyer or buyer's agent</a>
7036	Characteristic description	C an..35	O		This data element is used to provide free form text characteristics for use where no coded values exist in data element 7037.
7036	Characteristic description	C an..35	O		
4051	Characteristic relevance code	C an..3	N		
Segment Notes:					
This segment is used to specify the characteristics of the identified enterprise.					
Example:					
CCI+6++ZZZ::91:PAYMENT SERVICE PROVIDER'					
This example indicates that the characteristic being identified is a payment service provider. As no code value is available (code ZZZ is a dummy because DE 7037 is mandatory) the information is provided in free text form.					

## 5. Segments Layout

Segment number: 37

<b>SG4</b>	- C	200000	- NAD-DTM-FII-IDE-FTX-TAX-HYN-SG5-SG6-SG7-SG8-SG9-SG10-SG12-SG13
<b>SG12</b>	- C	999	- CCI-MOA-QTY-CAV-DTM-MEA
<b>MOA</b>	- C	9	- Monetary amount

Function:  
To specify a monetary amount.

		EDIFACT	GS1	*	Description
C516	MONETARY AMOUNT	M	<b>M</b>		
5025	Monetary amount type code qualifier	M an..3	<b>M</b>		38 = Invoice item amount 75 = Registered capital 178 = Exact amount 462 = Annual turnover
5004	Monetary amount	C n..35	<b>R</b>		
6345	Currency identification code	C an..3	<b>O</b>		
6343	Currency type code qualifier	C an..3	<b>O</b>		
4405	Status description code	C an..3	<b>N</b>		

Segment Notes:  
This Segment is used to indicate monetary amount related to the preceding CCI-Segment.  
  
Example:  
MOA+462:1000000:EUR'

## 5. Segments Layout

Segment number: 38

<b>SG4</b>	- C	200000	- NAD-DTM-FII-IDE-FTX-TAX-HYN-SG5-SG6-SG7-SG8-SG9-SG10-SG12-SG13
<b>SG12</b>	- C	999	- CCI-MOA-QTY-CAV-DTM-MEA
<b>QTY</b>	- C	9	- Quantity

Function:  
To specify a pertinent quantity.

	EDIFACT	GS1	*	Description
C186 QUANTITY DETAILS	M	<b>M</b>		
6063 Quantity type code qualifier	M an..3	<b>M</b>		1 = Discrete quantity 264 = Equipment quantity
6060 Quantity	M an..35	<b>M</b>		
6411 Measurement unit code	C an..3	<b>O</b>		This DE is only used if the item is of variable quantity.

Segment Notes:  
A segment to provide quantity information related to the party characteristics.

QTY+264:98'

## 5. Segments Layout

Segment number: 39

<b>SG4</b>	- C	200000	- NAD-DTM-FII-IDE-FTX-TAX-HYN-SG5-SG6-SG7-SG8-SG9-SG10-SG12-SG13
<b>SG12</b>	- C	999	- CCI-MOA-QTY-CAV-DTM-MEA
<b>CAV</b>	- C	9	- Characteristic value

Function:  
To provide the value of a characteristic.

		EDIFACT	GS1	*	Description
C889	CHARACTERISTIC VALUE	M	M		
7111	Characteristic value description code	C an..3	A		This data element is used to provide characteristic values. As no EDIFACT code list exists for this data element codes should be allocated depending on the requirements of the user.
1131	Code list identification code	C an..17	O		
3055	Code list responsible agency code	C an..3	D		9 = <a href="#">GS1</a> 60 = <a href="#">Assigned by national trade agency</a> 91 = <a href="#">Assigned by supplier or supplier's agent</a> 92 = <a href="#">Assigned by buyer or buyer's agent</a>
7110	Characteristic value description	C an..35	O		
7110	Characteristic value description	C an..35	O		

Segment Notes:  
This segment is used to further specify party characteristics for the identified enterprise.

Example:  
CAV+:::DELCREDERE AGENT'

When using in combination with the example in the previous CCI indicates that the payment service provider is a delcredere agent. As no code value exist within the industry the free text description is used.

## 5. Segments Layout

Segment number: 40

<b>SG4</b>	- C	200000	- NAD-DTM-FII-IDE-FTX-TAX-HYN-SG5-SG6-SG7-SG8-SG9-SG10-SG12-SG13
<b>SG12</b>	- C	999	- CCI-MOA-QTY-CAV-DTM-MEA
<b>DTM</b>	- C	9	- Date/time/period

Function:  
To specify date, and/or time, or period.

		EDIFACT	GS1	*	Description
C507	DATE/TIME/PERIOD	M	<b>M</b>		
2005	Date or time or period function code qualifier	M an..3	<b>M</b>		194 = <a href="#">Start date/time</a> 206 = <a href="#">End date/time</a>
2380	Date or time or period value	C an..35	<b>R</b>		
2379	Date or time or period format code	C an..3	<b>R</b>		102 = <a href="#">CCYYMMDD</a> 718 = <a href="#">CCYYMMDD-CCYYMMDD</a>

Segment Notes:  
This segment is used to indicate dates or times related to the process specified in the preceding CCI segment.  
  
Example:  
DTM+194:20020101:102'





## 5. Segments Layout

Segment number: 42

<b>SG4</b>	- C	200000	- NAD-DTM-FII-IDE-FTX-TAX-HYN-SG5-SG6-SG7-SG8-SG9-SG10-SG12-SG13		
<b>SG13</b>	- C	999	- PRC-DTM-SG14		
<b>PRC</b>	- M	1	- Process identification		
Function: To identify a process.					
		EDIFACT	GS1	*	Description
C242	PROCESS TYPE AND DESCRIPTION	C	R		
7187	Process type description code	M an..17	M		XX1 = <a href="#">Processing of orders at the supplier (GS1 Temporary Code)</a> XX2 = <a href="#">Processing of orders at the retailer (GS1 Temporary Code)</a>
1131	Code list identification code	C an..17	O		
3055	Code list responsible agency code	C an..3	D		9 = <a href="#">GS1</a>
7186	Process type description	C an..35	O		
7186	Process type description	C an..35	O		
C830	PROCESS IDENTIFICATION DETAILS	C	N		
7191	Process description code	C an..17			
1131	Code list identification code	C an..17			
3055	Code list responsible agency code	C an..3			
7190	Process description	C an..70			
Segment Notes: This segment is used to provide processing information for the enterprise identified in the preceding NAD Segment. PRC+XX2'					

## 5. Segments Layout

Segment number: 43

<b>SG4</b>	- C	200000	- NAD-DTM-FII-IDE-FTX-TAX-HYN-SG5-SG6-SG7-SG8-SG9-SG10-SG12-SG13
<b>SG13</b>	- C	999	- PRC-DTM-SG14
<b>DTM</b>	- C	9	- Date/time/period

Function:  
To specify date, and/or time, or period.

		EDIFACT	GS1	*	Description
C507	DATE/TIME/PERIOD	M	<b>M</b>		
2005	Date or time or period function code qualifier	M an..3	<b>M</b>		194 = <a href="#">Start date/time</a> 206 = <a href="#">End date/time</a>
2380	Date or time or period value	C an..35	<b>R</b>		
2379	Date or time or period format code	C an..3	<b>R</b>		102 = <a href="#">CCYYMMDD</a> 718 = <a href="#">CCYYMMDD-CCYYMMDD</a>

Segment Notes:  
This segment is used to indicate dates or times related to the process specified in the preceding PRC segment.  
  
Example:  
DTM+194:20020101:102'

## 5. Segments Layout

Segment number: 44

<b>SG4</b>	- C	200000	- NAD-DTM-FII-IDE-FTX-TAX-HYN-SG5-SG6-SG7-SG8-SG9-SG10-SG12-SG13
<b>SG13</b>	- C	999	- PRC-DTM-SG14
<b>SG14</b>	- C	999	- LIN-NAD-SG15
<b>LIN</b>	- M	1	- Line item

Function:  
To identify a line item and configuration.

	EDIFACT	GS1	*	Description
1082 Line item identifier	C an..6	<b>R</b>		Application generated number.
1229 Action request/notification description code	C an..3	<b>O</b>		1 = <a href="#">Added</a> 2 = <a href="#">Deleted</a> 3 = <a href="#">Changed</a>
C212 ITEM NUMBER IDENTIFICATION	C	<b>N</b>		
7140 Item identifier	C an..35			
7143 Item type identification code	C an..3			
1131 Code list identification code	C an..17			
3055 Code list responsible agency code	C an..3			
C829 SUB-LINE INFORMATION	C	<b>N</b>		
5495 Sub-line indicator code	C an..3			
1082 Line item identifier	C an..6			
1222 Configuration level number	C n..2	<b>N</b>		
7083 Configuration operation code	C an..3	<b>N</b>		

Segment Notes:  
This segment is used to specify a line number.

Note on DE 1082:  
Numbering rule: In Part I, section 4.10 there is the recommendation "Within EANCOM® it is recommended that the line numbers used in the first occurrence of data element 1082 in the LIN segment be sequential, starting at 1 for each new message."

Example:  
LIN+1'

## 5. Segments Layout

Segment number: 45

<b>SG4</b>	- C	200000	- NAD-DTM-FII-IDE-FTX-TAX-HYN-SG5-SG6-SG7-SG8-SG9-SG10-SG12-SG13
<b>SG13</b>	- C	999	- PRC-DTM-SG14
<b>SG14</b>	- C	999	- LIN-NAD-SG15
<b>NAD</b>	- M	1	- Name and address

Function:  
To specify the name/address and their related function, either by C082 only and/or unstructured by C058 or structured by C080 thru 3207.

	EDIFACT	GS1	*	Description
3035 Party function code qualifier	M an..3	<b>M</b>		BY = Buyer DP = Delivery party SU = Supplier
C082 PARTY IDENTIFICATION DETAILS	C	<b>A</b>		
3039 Party identifier	M an..35	<b>M</b>		For identification of parties it is recommended to use GLN - Format n13.
1131 Code list identification code	C an..17	<b>N</b>		
3055 Code list responsible agency code	C an..3	<b>R</b>	*	9 = <b>GS1</b>
C058 NAME AND ADDRESS	C	<b>O</b>		This composite may only be used to fulfill the requirements of directive 2003/58/EC, article 4.
3124 Name and address description	M an..35	<b>M</b>		
3124 Name and address description	C an..35	<b>O</b>		
3124 Name and address description	C an..35	<b>O</b>		
3124 Name and address description	C an..35	<b>O</b>		
3124 Name and address description	C an..35	<b>O</b>		
C080 PARTY NAME	C	<b>D</b>		
3036 Party name	M an..35	<b>M</b>		Party Name in clear text.
3036 Party name	C an..35	<b>O</b>		
3036 Party name	C an..35	<b>O</b>		
3036 Party name	C an..35	<b>O</b>		
3036 Party name	C an..35	<b>O</b>		
3045 Party name format code	C an..3	<b>O</b>		
C059 STREET	C	<b>D</b>		
3042 Street and number or post office box identifier	M an..35	<b>M</b>		Building Name/Number and Street Name
3042 Street and number or post office box identifier	C an..35	<b>O</b>		
3042 Street and number or post office box identifier	C an..35	<b>O</b>		
3042 Street and number or post office box identifier	C an..35	<b>O</b>		
3164 City name	C an..35	<b>D</b>		City/Town name, clear text
C819 COUNTRY SUB-ENTITY DETAILS	C	<b>D</b>		
3229 Country sub-entity name code	C an..9	<b>O</b>		

## 5. Segments Layout

Segment number: 45

		EDIFACT	GS1	*	Description
1131	Code list identification code	C an..17	<b>O</b>		
3055	Code list responsible agency code	C an..3	<b>O</b>		
3228	Country sub-entity name	C an..70	<b>O</b>		County/State, clear text.
3251	Postal identification code	C an..17	<b>D</b>		Postal Code
3207	Country name code	C an..3	<b>D</b>		ISO 3166 two alpha code

### Segment Notes:

This segment is used to identify the party, who's role is described in the preceding PRC segment.

### Example:

NAD+BY+5412345000020::9'

NAD+SU+4012345500004::9'

NAD+DP+5412345000013::9'

### Dependency Notes:

The following composites and data elements are only used when a coded name and address can not be used.

The affected composites and data elements are as follows:

C080 - C059 - 3164 - C819 - 3251 - 3207

## 5. Segments Layout

Segment number: 46

<b>SG4</b>	- C	200000 - NAD-DTM-FII-IDE-FTX-TAX-HYN-SG5-SG6-SG7-SG8-SG9-SG10-SG12-SG13
<b>SG13</b>	- C	999 - PRC-DTM-SG14
<b>SG14</b>	- C	999 - LIN-NAD-SG15
<b>SG15</b>	- M	99 - DOC
<b>DOC</b>	- M	1 - Document/message details

Function:  
To identify documents and details directly related to it.

	EDIFACT	GS1	*	Description
C002 DOCUMENT/MESSAGE NAME	M	M		
1001 Document name code	C an..3	R		315 = <a href="#">Contract</a>
1131 Code list identification code	C an..17	O		
3055 Code list responsible agency code	C an..3	D		9 = <a href="#">GS1</a>
1000 Document name	C an..35	O		
C503 DOCUMENT/MESSAGE DETAILS	C	R		
1004 Document identifier	C an..35	R		
1373 Document status code	C an..3	O		5 = <a href="#">Information only</a>
1366 Document source description	C an..70	N		
3453 Language name code	C an..3	N		
1056 Version identifier	C an..9	N		
1060 Revision identifier	C an..6	N		
3153 Communication medium type code	C an..3	O		EI = <a href="#">EDI transmission</a> MA = <a href="#">Mail</a>
1220 Document copies required quantity	C n..2	N		
1218 Document originals required quantity	C n..2	N		

Segment Notes:  
This segment is used to identify any documentation related to the enterprise identified in the preceeding NAD segment.  
Example:  
DOC+315+NL52441'

## 5. Segments Layout

---

Segment number: 47

<b>UNT</b> - M 1 - Message trailer				
Function: To end and check the completeness of a message.				
Notes: 1. 0062, the value shall be identical to the value in 0062 in the corresponding UNH segment.				
	EDIFACT	GS1	*	Description
0074	Number of segments in a message	M n..10	<b>M</b>	The total number of segments in the message is detailed here.
0062	Message reference number	M an..14	<b>M</b>	The message reference numbered detailed here should equal the one specified in the UNH segment.
Segment Notes: This segment is a mandatory UN/EDIFACT segment. It must always be the last segment in the message.				
Example: UNT+21+ME000001'				

## 5. Segments Layout

---

Segment number: 48

<b>UNZ</b> - M 1 - Interchange trailer				
Function: To end and check the completeness of an interchange.				
Notes: 1. 0020, the value shall be identical to the value in 0020 in the corresponding UNB segment.				
	EDIFACT	GS1	*	Description
0036 Interchange control count	M n..6	<b>M</b>		Number of messages or functional groups within an interchange.
0020 Interchange control reference	M an..14	<b>M</b>		Identical to DE 0020 in UNB segment.
Segment Notes: This segment is used to provide the trailer of an interchange. DE 0036: If functional groups are used, this is the number of functional groups within the interchange. If functional groups are not used, this is the number of messages within the interchange. UNZ+5+1234555'				



## 6. Examples

The following is an example of a Party Information message reference number PI4356 sent 1 February 2002, from a party identified by GLN 5412345000013 to a party identified by GLN 5412345000020.

The sender provides information about :

- the GLN of the corporate office 4012345500004
- the start date of the GLN is March, 10, 2002
- the contact name is MR SMITH
- the contact's telephone is 00322256631
- the function of the corporate office is corporate identity
- the GLN of the invoice recipient is 5412345672908
- the account number is 994-3277885
- the function of the invoice recipient is payer
- the GLN of the store is 5410013111009
- the function of the store is ordered by
- the GLN of the delivery party is 3312345501003
- the function of the delivery party is receiver of goods
- the delivery scheduling information each Tuesday morning
- in the supplier orders process the parties involved in this process are responsible for ordering and paying

### Party Information message:

UNH+ME000001+PARTIN:D:01B:UN:EAN009'	Message header
BGM+10+PI4356+9'	Party information number PI4356
DTM+137:20020201:102'	Message date 1st of February 2002
FTX+GEN+1+001::91'	Coded text information
NAD+FR+5412345000013::9'	Message from party identified by GLN 5412345000013
NAD+MR+5412345000020::9'	Message recipient identified by GLN 5412345000020
UNS+D'	Message header/detail separator
NAD+CO+4012345500004::9++EAN+RUE ROYALE 145+BRUXELLES++B-1000+BE'	Corporate office identified by GLN 4012345500004, and structured name and address
DTM+194:20020310:102'	The start date of the GLN is March 10, 2002
IDE+X48'	The function(s) of the party identified in the NAD segment is Corporate identity.
CTA+SA+:MR SMITH'	The contact name is MR SMITH
COM+ 00322256631:TE'	The phone number is 00322256631.
NAD+ITO+5412345678908::9'	Invoice recipient party identified by GLN 5412345678908
FII+PB+994-3277885:CORNER SHOP+KREDBEBB:25:5'	Account number 994-3277885, held by Corner Shop, with Kredietbank in Belgium

## 6. Examples

---

IDE+IV'	The function of the party identified in the NAD segment is invoicee
HYN+PA+1+4012345500004:GLN::9'	The GLN 4012345500004 takes the parent function of the party identified by the GLN 5412345678908 in the NAD segment.
NAD+SN+5410013111009::9'	Store number identified by GLN 5410013111009
IDE+OB'	The function of the party identified in the NAD segment is issuer of the orders
HYN+PA+1+4012345500004:GLN::9'	The GLN 4012345500004 takes the parent function of the party identified by the GLN 5410013111009 in the NAD segment.
NAD+DP+3312345501003::9'	Delivery party identified by GLN 3312345501003
IDE+ST'	The function of the party identified in the NAD segment is to be the place where goods are shipped to
HYN+PA+1+4012345500004:GLN::9'	The GLN 4012345500004 takes the parent function of the party identified by the GLN 3312345501003 in the NAD segment.
SCC+1++W:14:D'	Deliveries are scheduled for am on each Tuesday
PRC+8+++SUPPLIER ORDERS PROCESS'	The process described is the supplier order
LIN+1'	Line number 1
NAD+OB+4012345500004::9'	GLN 4012345500004 has the role of ordering party in the process.
DOC+315+CT125'	Contract number is CT125
LIN+2'	Line number 2
NAD+PR+5412345678908 : :9'	GLN 5412345678908 has the role of paying party in the process.
DOC+315+C459'	Contract number is C459
UNT+32+ME000001'	Total number of segments in the message equals 32

Note:

The EDI interchange will include the UNB..UNZ segments and, if applicable, the UNG..UNE segments. (see Part I, section 5.7)